

**INSURANCE
INFORMATION
INSTITUTE**

International Insurance

**FACT
BOOK**

2012



To the Reader



In response to the globalization of the insurance business and the need for readily available data on world insurance, the Insurance Information Institute produces a Fact Book for international insurance statistics.

We could not have undertaken this project without help from many organizations that collect international insurance data. We are especially grateful for the generous assistance of Axco Insurance Information Services (www.axcoinfo.com), a London-based insurance information service; Swiss Re (www.swissre.com); and Munich Re (www.munichre.com). The information included, which covers almost 90 countries, comes from a variety of other sources as well. We have attempted to standardize the information as much as possible.

We hope you find this Fact Book useful.

Robert P. Hartwig, Ph.D., CPCU
President
Insurance Information Institute
110 William Street
New York, NY 10038
212 346-5500
www.iii.org

Outside the United States, the insurance industry is divided into life and nonlife or general insurance rather than life/health and property/casualty. According to the latest Swiss Re *sigma* study, world insurance premiums totaled \$4.10 trillion in 2009, down from \$4.22 trillion the previous year. Nevertheless, the study found that in most countries insurance premiums grew faster than GDP in 2009 and that the industry's profitability and capital strength improved as the credit and stock markets recovered.

In 2009 life and nonlife insurance premiums (excluding cross-border business) accounted for 17.29 percent of gross domestic product (GDP) in Taiwan, the highest share in the Swiss Re study, followed by 13.57 percent in the Netherlands, 12.92 percent in the United Kingdom and 12.89 percent in South Africa. Premiums represented 8.07 percent of GDP in the United States. Among the 10 largest insurance markets, premiums per capita ranged from a high of \$6,555 in the Netherlands to a low of \$121 in China. In the United States premiums per capita totaled \$3,743, including \$1,633 for life insurance and \$2,110 for nonlife insurance.

WORLD LIFE AND NONLIFE INSURANCE PREMIUMS, 2008-2010¹

(Direct premiums written, U.S. \$ millions)

Year	Life	Nonlife ²	Total
2008	\$2,438,966	\$1,780,013	\$4,218,979
2009	2,367,442	1,742,193	4,109,635
2010	2,520,072	1,818,893	4,338,964

¹Before reinsurance transactions. ²Includes accident and health insurance.

Source: Swiss Re, *sigma* database.

TOP TEN COUNTRIES BY LIFE AND NONLIFE DIRECT PREMIUMS WRITTEN, 2010¹

(U.S. \$ millions)

Rank	Country	Life premiums	Nonlife premiums ²	Total premiums		
				Amount	Percent change from prior year	Percent of total world premiums
1	United States ^{2, 4}	\$506,228	\$659,915	\$1,166,142	1.4%	26.88%
2	Japan ^{4, 5}	440,950	116,489	557,439	6.8	12.85
3	United Kingdom ⁶	213,831	96,191	310,022	-0.7	7.15
4	France ⁶	192,428	87,654	280,082	-1.4	6.46
5	Germany ⁶	114,868	124,949	239,817	-0.1	5.53
6	China ⁴	142,999	71,628	214,626	31.6	4.95
7	Italy ⁶	122,063	52,285	174,347	2.9	4.02
8	Canada ^{6, 7}	51,574	63,947	115,521	16.1	2.66
9	South Korea ^{4, 5}	71,131	43,291	114,422	16.3	2.64
10	Netherlands ⁶	25,102	71,954	97,057	-6.1	2.24

¹Before reinsurance transactions. ²Includes accident and health insurance. Does not correspond to grouping of U.S. data shown elsewhere in this book. ³Life premiums include an estimate of group pension business; nonlife premiums include state funds. ⁴Provisional.

⁵April 1, 2010-March 31, 2011. ⁶Estimated. ⁷Life premiums are net premiums. Source: Swiss Re, *sigma*, No. 2/2011

LIFE AND NONLIFE INSURANCE PREMIUMS, 2010

(Direct premiums written, U.S. \$ millions)

Country	Nonlife premiums ¹	Life premiums	Total premiums	
			Amount	Percent of total world premiums
Algeria	\$1,075	\$87	\$1,162	0.03%
Argentina	8,165	1,947	10,112	0.23
Australia	34,528	38,045	72,572	1.67
Austria	12,212	10,020	22,232	0.51
Bahamas	542	188	730	0.02
Bahrain	433	173	606	0.01
Bangladesh	234	723	957	0.02
Belgium	13,723	27,380	41,104	0.95
Brazil	30,847	33,246	64,093	1.48
Bulgaria	1,012	138	1,150	0.03
Canada	63,947	51,574	115,521	2.66
Chile	3,272	5,015	8,287	0.19
Colombia	4,523	1,935	6,458	0.15
Costa Rica	644	65	709	0.02
Croatia	1,235	447	1,682	0.04
Cyprus	582	499	1,081	0.02
Czech Republic	4,220	3,694	7,914	0.18
Denmark	10,443	19,006	29,449	0.68
Dominican Republic	601	109	710	0.02
Ecuador	926	181	1,108	0.03
Egypt	938	647	1,585	0.04
El Salvador	364	188	552	0.01
Finland	4,599	17,826	22,426	0.52
France	87,654	192,428	280,082	6.46
Germany	124,949	114,868	239,817	5.53
Greece	2,922	3,166	6,088	0.14
Hong Kong	3,101	22,624	25,725	0.59
Hungary	1,861	2,137	3,999	0.09
India	10,562	67,810	78,373	1.81
Indonesia	3,461	7,202	10,662	0.25
Iran	4,736	351	5,087	0.12

(table continues)

LIFE AND NONLIFE INSURANCE PREMIUMS, 2010 (Cont'd)

(Direct premiums written, U.S. \$ millions)

Country	Nonlife premiums ¹	Life premiums	Total premiums	
			Amount	Percent of total world premiums
Ireland	\$8,606	\$39,296	\$47,901	1.10%
Israel	5,593	5,582	11,175	0.26
Italy	52,285	122,063	174,347	4.02
Jamaica	314	252	566	0.01
Japan	116,489	440,950	557,439	12.85
Jordan	526	51	577	0.01
Kazakhstan	823	127	950	0.02
Kenya	595	295	889	0.02
Kuwait	569	149	719	0.02
Lebanon	812	262	1,074	0.02
Liechtenstein	493	8,497	8,990	0.21
Lithuania	388	207	595	0.01
Luxembourg	3,100	29,911	33,011	0.76
Macao	129	384	514	0.01
Malaysia	3,868	7,910	11,779	0.27
Malta	1,009	456	1,465	0.03
Mexico	10,250	8,945	19,196	0.44
Morocco	1,764	827	2,592	0.06
Namibia	277	610	887	0.02
Netherlands	71,954	25,102	97,057	2.24
New Zealand	6,998	1,339	8,336	0.19
Nigeria	1,008	188	1,196	0.03
Norway	8,644	11,137	19,780	0.46
Oman	629	129	758	0.02
Pakistan	544	587	1,130	0.03
Panama	686	233	919	0.02
Peru	1,201	1,118	2,320	0.05
Philippines	790	1,344	2,134	0.05
Poland	8,786	8,977	17,763	0.41
Portugal	5,580	16,199	21,780	0.50

(table continues)

LIFE AND NONLIFE INSURANCE PREMIUMS, 2010 (Cont'd)

(Direct premiums written, U.S. \$ millions)

Country	Nonlife premiums ¹	Life premiums	Total premiums	
			Amount	Percent of total world premiums
PR China	\$71,628	\$142,999	\$214,626	4.95%
Qatar	933	N/A	933	0.02%
Romania	2,117	515	2,632	0.06
Russia	40,742	901	41,644	0.96
Saudi Arabia	4,342	340	4,682	0.11
Serbia	616	111	727	0.02
Singapore	7,155	10,183	17,338	0.40
Slovakia	1,361	1,247	2,608	0.06
Slovenia	1,906	870	2,775	0.06
South Africa	10,111	43,186	53,297	1.23
South Korea	43,291	71,131	114,422	2.64
Spain	41,408	34,674	76,082	1.75
Sri Lanka	420	279	699	0.02
Sweden	8,806	29,411	38,218	0.88
Switzerland	23,310	28,809	52,118	1.20
Taiwan	12,505	63,920	76,425	1.76
Thailand	5,285	8,313	13,598	0.31
Trinidad and Tobago	587	246	833	0.02
Tunisia	673	102	776	0.02
Turkey	7,786	1,434	9,220	0.21
Ukraine	2,361	102	2,463	0.06
United Arab Emirates	4,939	936	5,875	0.14
United Kingdom	96,191	213,831	310,022	7.15
United States	659,915	506,228	1,166,142	26.88
Uruguay	576	157	733	0.02
Venezuela	7,851	328	8,179	0.19
Vietnam	916	741	1,657	0.04
Other	8,141	2,517,840	4,328,596	0.04
World	1,818,893	2,520,072	4,338,964	100.00

¹Includes accident and health insurance.Source: Swiss Re, *sigma*, No. 2/2011.

POPULATION AND GROSS DOMESTIC PRODUCT BY COUNTRY, 2010¹

Country	Population ¹	Gross domestic product ² (U.S. \$ billions)	Country	Population ¹	Gross domestic product ² (U.S. \$ billions)
Algeria	34,994,937	\$254.70	Iceland	311,058	\$11.86
Argentina	41,769,726	596.00	India	1,189,172,906	4,046.00
Australia	21,766,711	889.60	Indonesia	245,613,043	1,033.00
Austria	8,217,280	332.60	Iran	77,891,220	863.50
Bahamas	313,312	8.88	Ireland	4,670,976	172.30
Bahrain	1,214,705	29.82	Israel	7,473,052	217.10
Bangladesh	158,570,535	259.30	Italy	61,016,804	1,782.00
Belgium	10,431,477	396.90	Jamaica	2,868,380	23.93
Brazil	203,429,773	2,194.00	Japan	126,475,664	4,338.00
Bulgaria	7,093,635	92.21	Jordan	6,508,271	33.79
Canada	34,030,589	1,335.00	Kazakhstan	15,522,373	197.70
Chile	16,888,760	260.00	Kenya	41,070,934	65.95
China	1,336,718,015	9,872.00	Kuwait	2,595,628	144.30
Colombia	44,725,543	431.90	Latvia	2,204,708	32.20
Costa Rica	4,576,562	51.55	Lebanon	4,143,101	58.65
Croatia	4,483,804	78.52	Liechtenstein	35,236	5.03
Cyprus	1,120,489	23.18	Luxembourg	503,302	40.81
Czech Republic	10,190,213	262.80	Macao	573,003	18.47
Denmark	5,529,888	201.40	Malaysia	28,728,607	416.70
Dominican Republic	9,956,648	84.94	Malta	408,333	11.76
Ecuador	15,007,343	115.30	Mexico	113,724,226	1,560.00
Egypt	82,079,636	500.90	Morocco	31,968,361	153.80
El Salvador	6,071,774	43.98	Namibia	2,147,585	14.64
Finland	5,259,250	187.60	Netherlands	16,847,007	680.40
France	65,312,249	2,160.00	New Zealand	4,290,347	119.20
Germany	81,471,834	2,960.00	Nigeria	155,215,573	369.80
Greece	10,760,136	321.70	Norway	4,691,849	276.40
Hong Kong	7,122,508	327.00	Oman	3,027,959	76.53
Hungary	9,976,062	190.00	Pakistan	187,342,721	451.20
			Panama	3,460,462	44.82

(table continues)

POPULATION AND GROSS DOMESTIC PRODUCT BY COUNTRY, 2010 (Cont'd)

Country	Population ¹	Gross domestic product ² (U.S. \$ billions)	Country	Population ¹	Gross domestic product ² (U.S. \$ billions)
Peru	29,248,943	\$277.20	Taiwan	23,071,779	\$823.60
Philippines	101,833,938	353.20	Thailand	66,720,153	580.30
Poland	38,441,588	725.20	Trinidad and Tobago	1,227,505	27.10
Portugal	10,760,305	247.00	Tunisia	10,629,186	100.30
Romania	21,904,551	253.30	Turkey	78,785,548	958.30
Russia	138,739,892	2,229.00	Ukraine	45,134,707	306.30
Saudi Arabia	26,131,703	622.50	United Arab Emirates	5,148,664	199.80
Serbia	7,310,555	80.49	United Kingdom	62,698,362	2,189.00
Singapore	4,740,737	292.40	United States	313,232,044	14,720.00
Slovakia	5,477,038	121.30	Uruguay	3,308,535	48.43
Slovenia	2,000,092	56.81	Venezuela	27,635,743	344.20
South Africa	49,004,031	527.50	Vietnam	90,549,390	278.10
South Korea	48,754,657	1,343.00	Qatar	848,016	122.20
Spain	46,754,784	1,376.00			
Sri Lanka	21,283,913	104.70			
Sweden	9,088,728	354.00			
Switzerland	7,639,961	326.50			

¹Based on Purchasing Power Parity calculations, which take into account the relative cost of living and inflation rates of countries.

Source: U.S. Central Intelligence Agency.



TOP TEN GLOBAL INSURANCE COMPANIES BY REVENUES, 2009¹ (\$ millions)

Rank	Company	Revenues ²	Country	Industry
1	Japan Post Holdings	\$202,196	Japan	Life/health
2	AXA	175,257	France	Life/health
3	Assicurazioni Generali	126,013	Italy	Life/health
4	Allianz	125,999	Germany	Property/casualty
5	Berkshire Hathaway	112,493	U.S.	Property/casualty
6	American International Group	103,189	U.S.	Property/casualty
7	Aviva	92,140	U.K.	Life/health
8	Prudential	75,010	U.K.	Life/health
9	Munich Re Group	74,764	Germany	Property/casualty
10	Nippon Life Insurance	72,051	Japan	Life/health

¹Based on an analysis of companies in the Global Fortune 500. Includes stock and mutual companies. ²Revenues include premium and annuity income, investment income and capital gains or losses, but exclude deposits; includes consolidated subsidiaries, excludes excise taxes

Source: Fortune.

TOP TEN GLOBAL PROPERTY/CASUALTY INSURANCE COMPANIES BY REVENUES, 2009¹ (\$ millions)

Rank	Company	Revenues ²	Country
1	Allianz	\$125,999	Germany
2	Berkshire Hathaway	112,493	U.S.
3	American International Group	103,189	U.S.
4	Munich Re Group	74,764	Germany
5	Zurich Financial Services	70,272	Switzerland
6	State Farm Insurance Cos.	61,480	U.S.
7	Tokio Marine Holdings	38,458	Japan
8	Allstate	32,013	U.S.
9	Liberty Mutual Insurance Group	31,094	U.S.
10	Swiss Reinsurance	30,745	Switzerland

¹Based on an analysis of companies in the Global Fortune 500. Includes stock and mutual companies. ²Revenues include premium and annuity income, investment income and capital gains or losses, but exclude deposits; includes consolidated subsidiaries, excludes excise taxes.

Source: Fortune.

TOP TEN GLOBAL LIFE/HEALTH INSURANCE COMPANIES BY REVENUES, 2009¹

(\$ millions)

Rank	Company	Revenues ²	Country
1	Japan Post Holdings	\$202,196	Japan
2	AXA	175,257	France
3	Assicurazioni Generali	126,013	Italy
4	Aviva	92,140	U.K.
5	Prudential	75,010	U.K.
6	Nippon Life Insurance	72,051	Japan
7	Legal & General Group	68,290	U.K.
8	CNP Assurances	66,556	France
9	Aegon	64,506	Netherlands
10	China Life Insurance	57,019	China

¹Based on an analysis of companies in the Global Fortune 500. Includes stock and mutual companies. ²Revenues include premium and annuity income, investment income and capital gains or losses, but excludes deposits; includes consolidated subsidiaries, excludes excise taxes.

Source: Fortune.

TOP TEN GLOBAL REINSURERS BY NET REINSURANCE PREMIUMS WRITTEN, 2009

(\$ millions)

Rank	Company	Net reinsurance premiums written	Country
1	Munich Re	\$32,768.2	Germany
2	Swiss Re Group	21,880.0	Switzerland
3	Hanover Re	13,260.1	Germany
4	Berkshire Hathaway Reinsurance Group	12,362.0	U.S.
5	Lloyd's of London	9,460.8	U.K.
6	SCOR	8,889.1	France
7	Transatlantic Holdings, Inc.	3,986.1	U.S.
8	PartnerRe Ltd.	3,948.7	Bermuda
9	Everest Re Group Ltd.	3,929.8	Bermuda
10	Korean Re	2,368.3	South Korea

Source: Business Insurance, September 6, 2010.

TOP TEN GLOBAL INSURANCE BROKERS BY REVENUES, 2009¹

(\$ millions)

- Commercial retail business accounted for 54.4 percent of the largest brokers' revenues. The next largest segments were employee benefits (18.6 percent) and wholesale (7.0 percent).

Rank	Company	Brokerage revenues ¹	Country
1	Marsh & McLennan Cos. Inc ²	\$10,507	U.S.
2	Aon Corp.	7,410	U.S.
3	Willis Group Holdings P.L.C.	3,210	U.K.
4	Arthur J. Gallagher & Co.	1,712	U.S.
5	Wells Fargo Insurance Services Inc.	1,561	U.S.
6	BB&T Insurance Services Inc.	1,081	U.S.
7	Brown & Brown Inc.	965	U.S.
8	Jardine Lloyd Thompson Group P.L.C.	958	U.K.
9	Lockton Cos. L.L.C.	766	U.S.
10	Gras Savoye & Cie.	755	France

¹Gross revenues generated by insurance brokerage, consulting and related services.

²Revenues do not include HSBC Insurance Brokers Ltd., purchased April 2010.

Source: Business Insurance, July 19, 2010.

THE FIVE LARGEST WORLD NATURAL CATASTROPHES, FIRST HALF 2011 BY INSURED LOSSES¹

(\$ millions)

Date	Country/Region	Event	Fatalities	Overall losses	Insured losses ²
Mar. 11	Japan	Earthquake, tsunami	15,500	\$210,000	up to \$30,000
Feb. 22	New Zealand	Earthquake	181	20,000	more than 10,000
Apr. 22-28	USA	Severe storm/ tornadoes	350	7,500	5,050
May 20-25	USA	Severe storm/ tornadoes	170	7,000	4,900
Dec. 2010-Jan. 2011	Australia	Floods	35	7,300	2,550

¹Ranked by insured losses.

²Based on property losses including, if applicable, agricultural, offshore, marine, aviation and National Flood Insurance Program losses in the United States and may differ from data shown elsewhere.

Source: © 2011 Munich Re, Geo Risks Research, NatCatSERVICE. As of July 2011.

THE TEN MOST COSTLY WORLD INSURANCE LOSSES, 1970-2010¹

(\$ millions)

Rank	Date	Location	Event	Insured losses in 2010 U.S. dollars ²
1	Aug. 25, 2005	U.S., Gulf of Mexico, Bahamas, North Atlantic	Hurricane Katrina; floods, dams burst, damage to oil rigs	\$72,302
2	Aug. 23, 1992	U.S., Bahamas	Hurricane Andrew: floods	24,870
3	Sep. 11, 2001	U.S.	Terror attacks on WTC, Pentagon and other buildings	23,131
4	Jan. 17, 1994	U.S.	Northridge earthquake (M 6.6)	20,601
5	Sep. 6, 2008	U.S., Caribbean: Gulf of Mexico et al.	Hurricane Ike; floods, offshore damage	20,483
6	Sep. 2, 2004	U.S., Caribbea; Barbados et al.	Hurricane Ivan: damage to oil rigs	14,876
7	Oct. 19, 2005	U.S., Mexico, Jamaica, Haiti et al.	Hurricane Wilma; floods	14,028
8	Sep. 20, 2005	U.S., Gulf of Mexico, Cuba	Hurricane Rita; floods, damage to oil rigs	11,266
9	Aug. 11, 2004	U.S., Cuba, Jamaica et al.	Hurricane Charley; floods	9,295
10	Sep. 27, 1991	Japan	Typhoon Mireille/No 19	9,041

¹Property and business interruption losses, excluding life and liability losses. Includes flood losses in the United States insured via the National Flood Insurance Program.

²Adjusted to 2010 dollars by Swiss Re.

Note: Loss data shown here may differ from figures shown elsewhere for the same event due to differences in the date of publication, the geographical area covered and other criteria used by organizations collecting the data.

Source: Swiss Re, *sigma*, No. 1/2011.

Country Profiles





POPULATION

34,994,937 (est. July 2011)

GDP*

\$254.70 billion (est. 2010)

LEADING INSURANCE COMPANIES, 2009¹

Company	Gross written premiums	
	DZD Mn	USD Mn
SAA	18,600.0	256.0
CAAT	13,500.0	185.8
CAAR	13,300.0	183.1
CASH	8,900.0	122.5
CIAR	6,000.0	82.6
CNMA	4,500.0	61.9
Salama Ass	2,800.0	38.5
2A	2,700.0	37.2
GAM	2,000.0	27.5
Alliance	2,000.0	27.5

¹Includes life and nonlife.

ASSOCIATION:

Le Conseil National des Assurances (CAN)
30 Lotissement du Val d'Hydra
lot no 50
Hydra
Tel: (213) 37-46-18
Fax: (213) 37-21-60
www.cna.dz

REGULATORY BODY:

Direction des Assurances
Direction Generale du Tresor
Ministere des Finances
Cite Malki
Alger
Tel: (213) 021-59-53-92
Fax: (213) 021-59-53-70

DIRECT PREMIUMS WRITTEN, 2010

Total premiums:	1,162 (U.S. \$ millions)
Nonlife premiums:	1,075
Life premiums:	87

Sources: Swiss Re (premium data); Axco Insurance Information Services (leading cos.); U.S. Central Intelligence Agency (economic/demographic data).

*Based on Purchasing Power Parity calculations, which take into account the relative cost of living and inflation rates of countries.

Argentina



POPULATION

41,769,726 (est. July 2011)

GDP*

\$596.00 billion (est. 2010)

LEADING NONLIFE INSURANCE COMPANIES, 2009

Company	Gross written premiums	
	ARS Mn	USD Mn
Federacion Patronal	1,592.5	429.3
Caja Seguros	1,403.0	378.2
MAPFRE Argentina	1,139.7	307.2
HSBC Seguros	1,098.0	295.9
Prevencion Art	969.0	261.2
Sancor	917.2	247.2
Meridional	756.8	204.0
Segunda C.S.L.	725.4	195.5
San Cristobal	715.0	192.7
MAPFRE Art	641.1	172.8

LEADING LIFE INSURANCE COMPANIES, 2009

Company	Gross written premiums	
	ARS Mn	USD Mn
Caja Seguros	410.9	110.8
Estrella Retiro	317.8	85.7
Cardif Seguros	305.8	82.4
ALICO	266.3	71.8
Galicia Seguros	231.1	62.3
MetLife Seg. De Vida	229.1	61.8
Zurich Life	221.7	59.8
Nacion Seguros	201.5	54.3
Provincia	198.1	53.4
HSBC NY Life Vida	193.8	52.2

ASSOCIATION:

Asociacion Argentina de
Companias de Seguros
25 de Mayo
5651002 Buenos Aires
Tel: (54) 4312-7790
Fax: (54) 4312-6300
www.aacrsa.org.ar

REGULATORY BODY:

Superintendencia de
Seguros de la Nacion
Av. Julio A. Roca 721
1067 Buenos Aires
Tel: (54) 11-4338-4000
Fax: (54) 11-4331-3852

DIRECT PREMIUMS WRITTEN, 2010

Total premiums:	10,112 (U.S. \$ millions)
Nonlife premiums:	8,165
Life premiums:	1,947

Sources: Swiss Re (premium data); Axco Insurance Information Services (leading cos.); U.S. Central Intelligence Agency (economic/demographic data).

*Based on Purchasing Power Parity calculations, which take into account the relative cost of living and inflation rates of countries.

Australia



POPULATION

21,766,711 (est. July 2011)

GDP*

\$889.60 billion (est. 2010)

LEADING NONLIFE INSURANCE COMPANIES, 2009

Company	Gross written premiums	
	AUD Mn	USD Mn
QBE Insurance Australia	3,153.5	2,459.9
Insurance Australia Ltd	2,922.3	2,279.5
Allianz Australian Insurance	2,739.0	2,136.5
Insurance Manufacturers of Australia	2,224.4	1,735.1
CGU Insurance Limited	1,935.7	1,509.9
Australian Associated Motor Insurers	1,720.0	1,341.7
GIO General	1,460.6	1,139.3
Vero	1,331.5	1,038.6

LEADING LIFE INSURANCE COMPANIES, 2007

Company	Gross written premiums	
	AUD Mn	USD Mn
AMP	14,548.0	12,200.6
MLC	13,416.0	11,251.3
ING Australia	9,008.0	7,554.5
BT/Westpac	2,926.0	2,453.9
Commonwealth/Colonial	2,288.0	1,918.8
AXA	1,791.0	1,502.0
Suncorp	1,696.0	1,422.3
TOWER Life	877.0	735.5
AVIVA	826.0	692.7
Macquarie Life	145.0	121.6

ASSOCIATION:

Insurance Council of Australia
Level 356 Pitt Street
Sydney
Tel: (61) 9253-5100
Fax: (61) 9253-5111

REGULATORY BODY:

Australian Prudential Regulation Authority
(APRA)
Level 26, 400 George Street
Sydney, NSW 2000
Tel: (61) 2-9210-3000
Fax: (61) 2-9210-3411

DIRECT PREMIUMS WRITTEN, 2010

Total premiums:	72,572 (U.S. \$ millions)
Nonlife premiums:	34,528
Life premiums:	38,045

Sources: Swiss Re (premium data); Axco Insurance Information Services (leading cos.); U.S. Central Intelligence Agency (economic/demographic data).

*Based on Purchasing Power Parity calculations, which take into account the relative cost of living and inflation rates of countries.

Austria



POPULATION

8,217,280 (est. July 2011)

GDP*

\$332.60 billion (est. 2010)

LEADING NONLIFE INSURANCE COMPANIES, 2009

Company	Gross written premiums	
	EUR Mn	USD Mn
Generali Versicherung	1,260.3	1,750.9
Wiener Stadtische Versicherung	1,045.9	1,453.1
UNIQA Sachversicherun	956.2	1,328.4
Allianz Elementar Versicherung	835.3	1,160.4
Donau Versicherung	485.1	674.0
Zurich Versicherung	367.2	510.1
Grazer	301.9	419.4
Oberosterreichis che Versicherung	255.2	354.5
Niedersoterrichis che Versicherung	197.3	274.1
HDI Versicherung	168.4	233.9

LEADING LIFE INSURANCE COMPANIES, 2009

Company	Gross written premiums	
	EUR Mn	USD Mn
Wiener Stadtische Versicherung	932.9	1,296.1
Sparkassen Versicherung	852.8	1,184.8
Finance Life Lebensversicherung	717.1	996.3
Generali Versicherung	674.1	936.5
Bank Austria Creditanstalt	673.4	935.5
Raiffeisen Versicherung	522.8	726.4
Allianz Elementar Lebensversicherung	482.0	669.7
UNIQA Person- enversicherung	388.6	539.9
Wustenrot Versicherung	319.6	444.1
Victoria-Volksbanken Versicherungnken	230.6	320.4

ASSOCIATION:

Austrian Insurance Association
Verband der
Versicherungsunternehmen
Oesterreichs 1030
Vienna Schwarzenbergplatz 7
Tel: (43) 1-711-56-0
Fax: (43) 1-711-56-270
www.vvo.at

REGULATORY BODY:

Supervisory Authority
Bundesministerium fuer
Finanzen 1020
WienPraterstrasse 23
Tel: (43) 1-249-59-00

DIRECT PREMIUMS WRITTEN, 2010

Total premiums:	22,232 (U.S. \$ millions)
Nonlife premiums:	12,212
Life premiums:	10,020

Sources: Swiss Re (premium data); Axco Insurance Information Services (leading cos.); U.S. Central Intelligence Agency (economic/demographic data).

*Based on Purchasing Power Parity calculations, which take into account the relative cost of living and inflation rates of countries.



POPULATION

313,312 (est. July 2011)

GDP*

\$8.9 billion (est. 2010)

LEADING NONLIFE INSURANCE COMPANIES, 2006

Data not available.

LEADING LIFE INSURANCE COMPANIES, 2008

Company	Gross written premiums	
		USD Mn
Colina Imperial		147.4
Family Guardian		73.3
Atlantic Medical		67.5
British American		19.4
Generali Worldwide		17.5
Capital Life		6.6
Metlife		6.5
Laurentide		5.0
Sirius		2.0
Sagicor		0.8

REGULATORY BODY: Financial Supervisory Service (FSS)
27 Yoido-Dong
Youngdeungpo-Gu
Seoul
Tel: (82) 2-3786-8224
Fax: (82) 2-3786-8118

DIRECT PREMIUMS WRITTEN, 2010

Total premiums:	730
Nonlife premiums:	542
Life premiums:	188

Sources: Swiss Re (premium data); Axco Insurance Information Services (leading cos.); U.S. Central Intelligence Agency (economic/demographic data).

*Based on Purchasing Power Parity calculations, which take into account the relative cost of living and inflation rates of countries.

Bahrain



POPULATION

1,214,705 (est. July 2011)

GDP*

\$29.82 billion (est. 2010)

LEADING NONLIFE INSURANCE COMPANIES, 2009

Company	Gross written premiums	
	BHD Mn	USD Mn
Bahrain Kuwait	24.3	64.6
Bahrain National	17.5	46.6
Al Ahlia	13.5	35.8
Takaful International	12.7	33.6
Gulf Union	12.0	31.9
Axa	12.0	31.8
ACE	8.7	23.0
Solidarity General Takaful	7.8	20.7
United	5.2	13.8
American Life	4.1	10.9

LEADING LIFE INSURANCE COMPANIES, 2009

Company	Gross written premiums	
	BHD Mn	USD Mn
Life Insurance Corp.	21.1	56.0
ALICO	11.9	31.6
Zurich	11.5	30.6
Legal & General Gulf	5.4	14.3
Solidarity Family Takaful	3.3	8.7
Bahrain National Life	1.8	4.6
Takaful International	1.6	4.4
Allianz Takaful	0.6	1.5
T'azur	0.2	0.5
Arabia Insurance Company	0.1	0.3

ASSOCIATION:

Bahrain Insurance Association
C/O – Secretary
PO Box 2851
Manama
www.bia-bh.com

REGULATORY BODY:

Supervisory Authority
Central Bank of Bahrain
Insurance Supervision Directorate
PO Box 27
Tel. (973)-17547411
Fax. (973)-7537554

DIRECT PREMIUMS WRITTEN, 2010

Total premiums:	606 (U.S. \$ millions)
Nonlife premiums:	433
Life premiums:	173

Sources: Swiss Re (premium data); Axco Insurance Information Services (leading cos.); U.S. Central Intelligence Agency (economic/demographic data).

*Based on Purchasing Power Parity calculations, which take into account the relative cost of living and inflation rates of countries.

Bangladesh



POPULATION

158,570,535 (est. July 2011)

GDP*

\$259.30 billion (est. 2010)

LEADING NONLIFE INSURANCE COMPANIES, 2008

Company	Gross written premiums	
	BDT Mn	USD Mn
Sadharan Bima Corporation	1,419.0	20.7
Green Delta Insurance Co. Ltd	1,400.2	20.4
Reliance Insurance Limited	1,096.1	16.0
Pragati Insurance Ltd	979.1	14.3
Pioneer Insurance	665.4	9.7
Rupali Insurance Co. Ltd	454.3	6.6
Phoenix Insurance	361.0	5.3
Bangladesh Gen Ins Co. Ltd	352.1	5.1
Eastland Insurance	351.0	5.1
Peoples Insurance Co. Ltd	321.5	4.7

LEADING LIFE INSURANCE COMPANIES, 2008

Company	Gross written premiums	
	BDT Mn	USD Mn
ALICO	7,890.8	115.0
National Life	4,069.2	59.3
Popular Life	3,932.4	57.3
Delta Life	3,875.2	56.5
Fareast Islami Life	3,197.8	46.6
Jiban Bima Corporation	3,078.2	44.9
Meghna Life	2,312.7	33.7
Sandhani Life	1,904.0	27.8
Homeland Life	1,234.8	18.0
Padma Islami Life	1,187.9	17.3

ASSOCIATION:

Bangladesh Insurance Association
Chamber Building
122/124 Motijheel Commercial Centre
Dhaka 1000
Tel: (880) 955-7330
Fax: (880) 955-7330

REGULATORY BODY:

Chief Controller of Insurance
Department of Insurance Ministry
of Commerce
Sadharan Bima
Bhaban – 2139
Mothijheel Commercial Area
Dhaka 1000
Tel: (880) 2-956-5548
Fax: (880) 2-956-5056

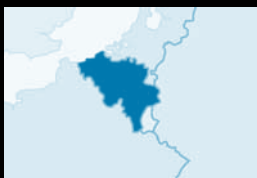
DIRECT PREMIUMS WRITTEN, 2010

Total premiums:	957 (U.S. \$ millions)
Nonlife premiums:	234
Life premiums:	723

Sources: Swiss Re (premium data); Axco Insurance Information Services (leading cos.); U.S. Central Intelligence Agency (economic/demographic data).

*Based on Purchasing Power Parity calculations, which take into account the relative cost of living and inflation rates of countries.

Belgium



POPULATION

10,431,477 (est. July 2011)

GDP*

\$396.90 billion (est. 2010)

LEADING NONLIFE INSURANCE COMPANIES, 2009

Company	Gross written premiums	
	EUR Mn	USD Mn
AXA Belgium	2,012.8	2,796.3
AG Insurance	1,503.6	2,088.9
Ethias	1,064.3	1,478.6
KBC Assurances	781.1	1,085.1
DIB	413.4	574.4
DKV	369.4	513.1
VIVIUM (ex ING)	345.1	479.4
Allianz Belgium	344.3	478.4
Mercator Assurances	333.3	463.0
Fidea	169.8	235.9

LEADING LIFE INSURANCE COMPANIES, 2009

Company	Gross written premiums	
	EUR Mn	USD Mn
AG Insurance	5,364.7	7,453.0
AXA Belgium	2,484.3	3,451.4
KBC Assurance	2,437.8	3,386.8
Ethias	1,446.2	2,009.2
DIB	1,073.1	1,490.9
ING Life	1,011.4	1,405.1
Delta lloyd life	702.6	976.1
Allianz Belgium	642.0	891.9
VIVIUM Life (ex ING)	598.6	831.6
Generali Belgium	494.6	687.1

ASSOCIATION:

Insurance Company Association
Assuralia Maison de l'Assurance
Square de Meeus 29 B-1000
Bruxelles
Tel: (32) 547-56-11
Fax: (32) 547-56-01
www.assuralia.be

REGULATORY BODY:

Insurance Supervisory Authority
Commission Bancaire Financiere et
des Assurances (CBFA)
Rue du Congres 10-16B-1000
Bruxelles
Tel: (32) 2-220-5211
Fax: (32) 2-220-5817

DIRECT PREMIUMS WRITTEN, 2010

Total premiums:	41,104 (U.S. \$ millions)
Nonlife premiums:	13,723
Life premiums:	27,380

Sources: Swiss Re (premium data); Axco Insurance Information Services (leading cos.); U.S. Central Intelligence Agency (economic/demographic data).

*Based on Purchasing Power Parity calculations, which take into account the relative cost of living and inflation rates of countries.

Bermuda



POPULATION:

68,679 (est. July 2011)

GDP*:

\$4.5 billion (est. 2010)

LEADING INSURANCE COMPANIES, 2008¹

	Gross written premiums
Company	USD Mn
ACE	13,203.6
XL Capital	5,990.3
PartnerRe	3,928.0
Arch Capital Group	2,845.5
AXIS Capital Holdings	2,687.2
Catlin Group	2,596.0
Everst Reinsurance (Bermuda)	2,312.7
Edurance Speciality Holdings	1,766.5
Hiscox	1,763.1
Aspen Insurance Holdings	1,702.0

¹ Includes life, nonlife and reinsurance.

ASSOCIATION:

Bermuda Market Information Office
48 Cedar Avenue
PO Box HM 2911
Hamilton HM LX
Tel: (441) 292-9829
Fax: (441) 295-3532
www.bermuda-insurance.org

REGULATORY BODY:

Supervisor of Insurance
Bermuda Monetary
Burnaby House
26 Burnaby Street
Hamilton HM 11
Tel: (441) 295-5278
Fax: (441) 292-7471

DIRECT PREMIUMS WRITTEN, 2008

Total premiums:	\$123,563
Nonlife premiums:	N/A
Life premiums:	N/A

Sources: Axco Insurance Information Services (premiums and leading cos.); U.S. Central Intelligence Agency (economic/demographic data).

*Based on Purchasing Power Parity calculations, which take into account the relative cost of living and inflation rates of countries.

Brazil



POPULATION

203,429,773 (est. July 2011)

GDP*

\$2,194.00 billion (est. 2010)

LEADING NONLIFE INSURANCE COMPANIES, 2010

Company	Gross written premiums	
	BRL Mn	USD Mn
Porto Seguro Cia De Seguros Gerais	3,959.5	2,275.6
Bradesco Auto/ Re Companhia De Seguros	3,732.6	2,145.2
Itau Seguros S/A	3,530.8	2,029.2
Mapfre Vera Cruz Seguradora S/A	2,798.1	1,608.1
Sul América Cia Nacional De Seguros	2,482.6	1,426.8
Allianz Seguros S.A.	2,015.0	1,158.0
Itaú Seguros De Auto E Residência S.A.	1,769.2	1,016.8
Brasilveículos Companhia De Seguros	1,574.3	904.8
Hdi Seguros S/A	1,447.5	831.9
Liberty Seguros S/A	1,429.8	821.7

LEADING LIFE INSURANCE COMPANIES, 2010

Company	Gross written premiums	
	BRL Mn	USD Mn
Bradesco Vida E Previdência S.A.	14,020.0	8,057.5
Itaú Vida E Previdência S/A	7,582.2	4,357.6
Brasilprev Seguros E Previdência	7,552.3	4,340.4
Santander Seguros S/A	5,535.1	3,181.1
Caixa Vida E Previdência S/A	2,967.7	1,705.6
Companhia De Seguros Aliança Do Brasil	1,727.7	992.9
Hsbc Vida E Previdência (Brasil) S/A	1,522.5	875.0
Itau Seguros S/A	1,080.8	621.2
Metropolitan Life Seguros E Previdência S.A.	688.1	395.5
Mapfre Vera Cruz Vida E Previdência S.A.	657.3	377.7

ASSOCIATION:

Federacao Nacional das Empresas de Seguros Privados e de Capitalizacao – FENASEG
Rua Senador Dantas 74 - 17 andar
Rio de Janeiro CEP 20031-201
Tel: (55) 2510-7777
Fax: (55) 2510-7834
www.fenaseg.org.br

REGULATORY BODY: Superintendencia de Seguros Privados - SUSEP

Rua Buenos Aires, 256 - 4 Andar
Rio de Janeiro CEP 20061-000
Tel: (55) 21-297-4415
Fax: (55) 21-222-1423

DIRECT PREMIUMS WRITTEN, 2010

Total premiums:	64,093 (U.S. \$ millions)
Nonlife premiums:	30,847
Life premiums:	33,246

Sources: Swiss Re (premium data); Axco Insurance Information Services (leading cos.); U.S. Central Intelligence Agency (economic/demographic data).

*Based on Purchasing Power Parity calculations, which take into account the relative cost of living and inflation rates of countries.

Bulgaria



POPULATION

7,093,635 (est. July 2011)

GDP*

\$92.21 billion (est. 2010)

LEADING NONLIFE INSURANCE COMPANIES, 2009

Company	Gross written premiums	
	BGN Mn	USD Mn
Bulstrad	209.5	148.9
DZI General	202.0	143.6
Lev Ins	168.1	119.5
Armeec	148.2	105.4
Allianz Bulgaria	141.8	100.8
Bul Ins	130.8	93.0
Euroins	74.3	52.8
Energia	67.2	47.8
UNIQA	63.1	44.8
Generali	57.0	40.5

LEADING LIFE INSURANCE COMPANIES, 2009

Company	Gross written premiums	
	BGN Mn	USD Mn
Allianz Bulgaria Life	49.2	35.0
DZI	34.7	24.7
Bulstrad Life	25.0	17.8
AIG Life Bulgaria	22.4	15.9
UNIQA Life	18.4	13.1
Grawe Bulgaria Life	15.1	10.7
UBB-AIG Life	14.6	10.4
Generali Life	14.2	10.1
SyVZK	10.0	7.1
Groupama	6.8	4.8

ASSOCIATION:

Association of Bulgarian Insurers (ABZ)
2 Graf Ignatiev Street
Sofia
Tel: (359) 980-5124
Fax: (359) 981-1728
www.abz.bg

REGULATORY BODY: Financial Supervisory Commission (FSC)

33 Shar Planina Street
Sofia
Tel: (359) 2-940-0499
Fax: (359) 2-829-4324

DIRECT PREMIUMS WRITTEN, 2010

Total premiums:	1,150 (U.S. \$ millions)
Nonlife premiums:	1,012
Life premiums:	138

Sources: Swiss Re (premium data); Axco Insurance Information Services (leading cos.); U.S. Central Intelligence Agency (economic/demographic data).

*Based on Purchasing Power Parity calculations, which take into account the relative cost of living and inflation rates of countries.



POPULATION

34,030,589,141 (est. July 2011)

GDP*

\$1,335 billion (est. 2010)

LEADING NONLIFE INSURANCE COMPANIES, 2009

Company	Gross written premiums	
	CAD Mn	USD Mn
Intact Financial	3,343.7	2,925.1
Aviva Canada	1,857.5	1,625.0
Wawanesa Mutual	1,799.0	1,573.8
Lloyd's	1,497.3	1,309.9
Co-Operators Group	1,468.9	1,285.1
Economical Insurance Group	1,440.4	1,260.0
State Farm Mutual Automobile Insurance Co.	1,380.8	1,208.0
Security National Insurance Co.	1,247.1	1,091.0
Dominion of Canada General	1,178.8	1,031.3
Chartis Insurance Co. of Canada	1,018.3	890.8

LEADING LIFE INSURANCE COMPANIES, 2009

Company	Gross written premiums	
	CAD Mn	USD Mn
Manufacturers Life Insurance Co.	5,829.4	5,099.7
Sun Life Assurance Co. of Canada	5,326.9	4,660.1
London Life Insurance Co.	2,623.6	2,295.2
Industrial Alliance Insurance and Financial Services	2,011.6	1,759.7
Canada Life Financial Corp	1,759.0	1,538.8
Desjardins Financial Security Life Assurance	1,173.5	1,026.6
Standard Life Assurance Co. of Canada	1,170.9	1,024.3
Great-West Life Assurance Co.	1,137.7	995.2
Munich Reinsurance Co.	904.9	791.6
Empire Life Insurance Co.	605.2	529.4

ASSOCIATION:

Insurance Bureau of Canada
777 Bay Street, Suite 2400
Toronto
Ontario, M5G 2C8
Tel: (1) 362-2031
Fax: (1) 644-4961
www.ibc.ca

REGULATORY BODY:

Office of the Superintendent of
Financial Institutions
255 Albert Street, 16th floor
Ottawa, Ontario K1A 0H2
Tel: (1) 613-990-7788
Fax: (1) 613-993-6782

DIRECT PREMIUMS WRITTEN, 2010

Total premiums:	\$115,521 (U.S. \$ millions)
Nonlife premiums:	63,947
Life premiums:	51,574

Sources: Swiss Re (premium data); Axco Insurance Information Services (leading cos.); U.S. Central Intelligence Agency (economic/demographic data).

*Based on Purchasing Power Parity calculations, which take into account the relative cost of living and inflation rates of countries.



POPULATION

16,888,760 (est. July 2011)

GDP*

\$260.00 billion (est. 2010)

LEADING NONLIFE INSURANCE COMPANIES, 2009

Company	Gross written premiums	
	CLP Mn	USD Mn
Royal and Sun Alliance	183,428.9	327.1
Penta Security	142,155.2	253.5
MAPFRE Seguros Generales	104,901.7	187.0
BCI	103,737.1	185.0
Liberty	101,766.2	181.5
Chilena Consolidada	96,524.1	172.1
Cardif	95,296.9	169.9
Magallanes	87,424.4	155.9
Chartis	75,855.5	135.3
Santander	63,848.3	113.8

LEADING LIFE INSURANCE COMPANIES, 2009

Company	Gross written premiums	
	CLP Mn	USD Mn
MetLife	237,960.7	424.3
Chilena	187,428.6	334.2
Consortio	184,405.9	328.8
ING	159,406.2	284.2
Principal	139,867.8	249.4
Santander	135,320.4	241.3
Corp Vida	135,252.7	241.2
BICE Vida	128,096.8	228.4
Intervida	120,513.1	214.9
Euro	109,503.0	195.2

ASSOCIATION:

The Chilean Insurance Association
Asociacion de Aseguradores de Chile
La Concepcion 322, Oficina 501
Santiago
Tel: (56) 236-2596
Fax: (56) 235-1502
www.aach.cl

REGULATORY BODY:

Superintendencia de Valores y Seguros
Avda. L.B.O'Higgins 1449, Piso 11
Santiago
Tel: (56) 2-473-4000
Fax: (56) 2-473-4101

DIRECT PREMIUMS WRITTEN, 2010

Total premiums:	8,287 (U.S. \$ millions)
Nonlife premiums:	3,272
Life premiums:	5,015

Sources: Swiss Re (premium data); Axco Insurance Information Services (leading cos.); U.S. Central Intelligence Agency (economic/demographic data).

*Based on Purchasing Power Parity calculations, which take into account the relative cost of living and inflation rates of countries.

China, People's Republic of



POPULATION

1,336,718,015 (est. July 2011)

GDP*

\$9,872.00 billion (est. 2010)

LEADING NONLIFE INSURANCE COMPANIES, 2009

Company	Gross written premiums	
	CNY Mn	USD Mn
PICC Property & Casualty	119,464.1	17,487.5
Ping An Property	38,483.4	5,633.3
CPIC Property	34,228.0	5,010.4
China United	19,439.6	2,845.6
China Continent	10,253.0	1,500.9
China life P & C	7,906.1	1,157.3
Tian An	7,000.0	1,024.7
Sinosure	6,844.4	1,001.9
Sunshine Property	6,597.3	965.7
Yong An	5,338.9	781.5

LEADING LIFE INSURANCE COMPANIES, 2009

Company	Gross written premiums	
	CNY Mn	USD Mn
China Life	295,040.7	43,188.9
Ping An	132,298.0	19,366.2
China Pacific Life	67,575.6	9,891.9
Taikang Life	67,010.8	9,809.2
New China Life	66,781.0	9,775.6
PICC Life	52,435.4	7,675.7
Taiping Life	22,587.7	3,306.5
AIA	8,041.3	1,177.1
Sino Life	7,003.4	1,025.2
PICC Health	6,200.9	907.7

ASSOCIATION:

Insurance Association of China
22 Xijaominxiang
Xicheng District
Beijing
Tel: (86) 6606-9334
Fax: (86) 6605-4641
www.iachina.cn

REGULATORY BODY:

China Insurance Regulatory
Commission (CIRC)
410 Fu Cheng Men Nei Dajie
Xicheng District
Beijing
Tel: (86) 010-6601-1870
Fax: (86) 010-6607-1903

DIRECT PREMIUMS WRITTEN, 2010

Total premiums:	214,626 (U.S. \$ millions)
Nonlife premiums:	71,628
Life premiums:	142,999

Sources: Swiss Re (premium data); Axco Insurance Information Services (leading cos.); U.S. Central Intelligence Agency (economic/demographic data).

*Based on Purchasing Power Parity calculations, which take into account the relative cost of living and inflation rates of countries.



POPULATION

44,725,543 (est. July 2011)

GDP*

\$431.90 billion (est. 2010)

LEADING NONLIFE INSURANCE COMPANIES, 2009

Company	Gross written premiums	
	COP Mn	USD Mn
Suramericana	896,395.4	413.7
Liberty	659,128.3	304.2
Colseguros	492,693.3	227.4
La Previsora	434,470.9	200.5
QBE	426,850.6	197.0
Estado	420,591.5	194.1
Bolivar	385,053.0	177.7
MAPFRE	376,121.9	173.6
Colpatra	374,826.1	173.0
RSA	265,507.3	122.5

LEADING LIFE INSURANCE COMPANIES, 2009

Company	Gross written premiums	
	COP Mn	USD Mn
Suramericana	1,108,618.4	511.6
Bolivar	881,276.8	406.7
Alfa	531,253.9	245.2
BBVA Seguros	402,776.3	185.9
MAPFRE	376,576.1	173.8
Positiva	356,365.3	164.5
ARP Sura	342,179.8	157.9
Colseguros	269,152.2	124.2
Colpatria	252,538.7	116.6
Colmena	232,887.2	107.5

ASSOCIATION:

The Colombian Association of Insurance Agents
Asociacion Colombiana de Agentes de Seguros
Calle 67 9-31
Bogota
Tel: (57) 347-0016

REGULATORY BODY:

La Superintendencia Financiera de Colombia
Calle 7 No 4-49
Santafe de Bogota
Tel: (57) 1-350-8166
Fax: (57) 1-350-7799

DIRECT PREMIUMS WRITTEN, 2010

Total premiums:	6,458 (U.S. \$ millions)
Nonlife premiums:	4,523
Life premiums:	1,935

Sources: Swiss Re (premium data); Axco Insurance Information Services (leading cos.); U.S. Central Intelligence Agency (economic/demographic data).

*Based on Purchasing Power Parity calculations, which take into account the relative cost of living and inflation rates of countries.



POPULATION

4,576,562 (est. July 2011)

GDP*

\$51.55 billion (est. 2010)

LEADING INSURANCE COMPANIES, 2007¹

Company	Gross written premiums*	
	CRC Mn	USD Mn
The Instituto Nacional de Seguros (INS)	7,716.6	450.5

¹ Includes life, nonlife and reinsurance.

*Includes personal accident and healthcare.

Note: INS is the only authorized insurers in Costa Rica.

LEADING LIFE INSURANCE COMPANIES

Data not available.

ASSOCIATION:

Instituto Nacional de Seguros (INS)
Calle 9 y 11, Avenida 7a
PO Box 10061-1000
San Jose
Tel: (506) 223-5800
Fax: (506) 253-4673
www.ins-cr.com

REGULATORY BODY: Superintendencia General de Entidades

Financieras
Calle 2, ent. Ave. 4 y 6
Apartado 2762-1000
San Jose
Tel: (506) 243-4848
Fax: (506) 243-4849

DIRECT PREMIUMS WRITTEN, 2010

Total premiums:	709 (U.S. \$ millions)
Nonlife premiums:	644
Life premiums:	65

Sources: Swiss Re (premium data); Axco Insurance Information Services (leading cos.); U.S. Central Intelligence Agency (economic/demographic data).

*Based on Purchasing Power Parity calculations, which take into account the relative cost of living and inflation rates of countries.



POPULATION

4,483,804 (est. July 2011)

GDP*

\$78.52 billion (est. 2010)

LEADING NONLIFE INSURANCE COMPANIES, 2009

Company	Gross written premiums	
	HRK Mn	USD Mn
Croatia Osiguranje	2,678.1	506.8
Euroherc	1,043.6	197.5
Jadransko	661.2	125.1
Allianz Zagreb	649.6	122.9
Kvarner VIG	326.5	61.8
Triglav	318.7	60.3
Zagreb	191.7	36.3
Sunce	180.9	34.2
Generali	165.7	31.4
Grawe Croatia	157.4	29.8

LEADING LIFE INSURANCE COMPANIES, 2009

Company	Gross written premiums	
	HRK Mn	USD Mn
Croatia Osiguranje	356.4	67.5
Allianz Zagreb	336.5	63.7
Merkur	264.2	50.0
Grawe Croatia	259.0	49.0
Agram Life	227.8	43.1
Kvarner VIG	214.0	40.5
Zagreb	179.2	33.9
UNIQA	121.8	23.1
Generali	106.4	20.1
Erste Insurance	88.8	16.8

ASSOCIATION:

Croatian Insurance Bureau
Hrvatski Ured Za Osiguranje
Marticeva 7310000 Zagreb
Tel: (385) 46-16-755
Fax: (385) 46-16-757
www.huo.hr

REGULATORY BODY:

Croatian Agency for the Supervision of
Financial
Services (HANFA)
(Direkcija za Nadzor Drustava za
Osiguranje)
Miramarska 2810000 Zagreb
Tel: (385) 01-617-3200
Fax: (385) 01-481-1406

DIRECT PREMIUMS WRITTEN, 2010

Total premiums: 1,682 (U.S. \$ millions)

Nonlife premiums: 1,235

Life premiums: 447

Sources: Swiss Re (premium data); Axco Insurance Information Services (leading cos.); U.S. Central Intelligence Agency (economic/demographic data).

*Based on Purchasing Power Parity calculations, which take into account the relative cost of living and inflation rates of countries.



POPULATION

1,120,489 (est. July 2011)

GDP*

\$23.18 billion (est. 2010)

LEADING NONLIFE INSURANCE COMPANIES, 2010

Company	Gross written premiums	
	EUR Mn	USD Mn
Laiki Insurance	67.9	88.3
General Insurance of Cyprus	55.5	72.2
Pancyprian	34.7	45.1
Cosmos	26.1	33.9
Universal Life	25.9	33.7
American Home	22.9	29.8
Atlantic	20.6	26.8
Minerva	17.5	22.7
Alpha	16.2	21.1
Commercial General	14.3	18.5

LEADING LIFE INSURANCE COMPANIES, 2010

Company	Gross written premiums	
	EUR Mn	USD Mn
Laiki Cypria life	106.8	138.9
Eurolife	105.7	137.5
Universal Life	54.5	70.8
MetLife ALICO	26.5	34.5
Inerlife	24.7	32.1
Allianz Hellas	16.0	20.8
Alpha	12.4	16.1
Hellenic ALICO	11.5	15.0
Ethniki Insurance	7.1	9.2
Liberty Life	7.1	9.2

ASSOCIATION:

Insurance Association of Cyprus (IAC)
Insurance Centre
23 Zenon Sozos Street, 1st floor
PO Box 22030
1516 Lefkosia
Tel: (357) 22-763-913
Fax: (357) 22-761-007
www.iac.org.cy

REGULATORY BODY: Insurance Companies Control Service (ICCS)

29 Vyronos Ave
1096 Lefkosia
Tel: (357) 22-602-980
Fax: (357) 22-302-938

DIRECT PREMIUMS WRITTEN, 2010

Total premiums:	1,081 (U.S. \$ millions)
Nonlife premiums:	582
Life premiums:	499

Sources: Swiss Re (premium data); Axco Insurance Information Services (leading cos.); U.S. Central Intelligence Agency (economic/demographic data).

*Based on Purchasing Power Parity calculations, which take into account the relative cost of living and inflation rates of countries.

Czech Republic



POPULATION

10,190,213 (est. July 2011)

GDP*

\$262.80 billion (est. 2010)

LEADING NONLIFE INSURANCE COMPANIES, 2010

Company	Gross written premiums	
	CZK Mn	USD Mn
Ceska Pojistovna	22,743.3	1,190.9
Kooperativa	22,537.6	1,180.1
Allianz	7,030.3	368.1
Generali Pojistovna	6,111.5	320.0
Ceska Podnikatelska Pojistovna	4,519.4	236.6
CSOB Pojistovna	3,944.5	206.5
UNIQA	3,722.1	194.9
EGAP	2,257.7	118.2
Cardif Pojistovna CS	1,676.8	87.8
	683.0	35.8

LEADING LIFE INSURANCE COMPANIES, 2010

Company	Gross written premiums	
	CZK Mn	USD Mn
Ceska Pojistovna	15,656.2	819.8
Komerční Pojistovna	8,689.3	455.0
Pojistovna CS	8,519.8	446.1
Kooperativa	8,357.1	437.6
CSOB Pojistovna	6,290.6	329.4
ING	5,972.5	312.7
Allianz	3,620.9	189.6
Generali Pojistovna	2,835.1	148.5
Axa Zivotni Pojistovna	2,578.1	135.0
MetLife AMCICO	1,896.3	99.3

ASSOCIATION:

Czech Insurance Association
Ceska Asociace Pojistoven (CAP)
Na Porici 12115 30
Prague 1
Tel: (420) 2487-5611
Fax: (420) 2487-5612

www.cap.cz

REGULATORY BODY: Office for State Supervision of Insurance and Pension Funds
Legerova 69
Prague 1
Tel: (420) 2-5704-2134
Fax: (420) 2-5704-3049

DIRECT PREMIUMS WRITTEN, 2010

Total premiums:	7,914 (U.S. \$ millions)
Nonlife premiums:	4,220
Life premiums:	3,694

Sources: Swiss Re (premium data); Axco Insurance Information Services (leading cos.); U.S. Central Intelligence Agency (economic/demographic data).

*Based on Purchasing Power Parity calculations, which take into account the relative cost of living and inflation rates of countries.



POPULATION

5,529,888 (est. July 2011)

GDP*

\$201.40 billion (est. 2010)

LEADING NONLIFE INSURANCE COMPANIES, 2009

Company	Gross written premiums	
	DKK Mn	USD Mn
Tryg Skade	16,916.0	3,155.4
Codan Forsikring	6,862.7	1,280.1
Topdanmark	5,871.0	1,095.1
Alm. Brand Forsikring	4,630.8	863.8
Danmark Sygeforsik	2,464.5	459.7
Danske Forsikring	1,965.0	366.5
Alka	1,621.0	302.4
Nykredit Forsikring	1,415.3	264.0
GF-Forsikring	1,366.8	255.0
Laererstanden	1,232.3	229.9

LEADING LIFE INSURANCE COMPANIES, 2009

Company	Gross written premiums	
	DKK Mn	USD Mn
PFA Pension	14,212.3	2,651.1
PensionDanmark	10,309.4	1,923.0
Nordea Liv og Pension A/S	8,895.1	1,659.2
Danica Pension	8,653.0	1,614.1
SAMPENSION KP Livforsikring	7,080.8	1,320.8
Danica Pension I	6,717.4	1,253.0
Industriens Pensionsforsikring	5,962.9	1,112.3
Pen-Sam Liv	4,259.6	794.6
SEB Pensions forsikring	3,951.4	737.1
Laerernes Pension	3,704.2	690.9

ASSOCIATION:

Danish Insurance Association
Forsikring & Pension
Amaliegade 10
DK 1256 Copenhagen K
Tel: (45) 33-43-55-00
Fax: (45) 33-43-55-01
www.ForsikringensHus.dk

REGULATORY BODY:

Insurance Supervisory Authority
Finanstilsynet
Gl. Kongevej 74A
1850 Frederiksberg C
Tel: (45) 33-55-82-82
Fax: (45) 33-55-82-00

DIRECT PREMIUMS WRITTEN, 2010

Total premiums:	29,449 (U.S. \$ millions)
Nonlife premiums:	10,443
Life premiums:	19,006

Sources: Swiss Re (premium data); Axco Insurance Information Services (leading cos.); U.S. Central Intelligence Agency (economic/demographic data).

*Based on Purchasing Power Parity calculations, which take into account the relative cost of living and inflation rates of countries.

Dominican Republic



POPULATION

9,956,648 (est. July 2011)

GDP*

\$84.94 billion (est. 2010)

LEADING NONLIFE INSURANCE COMPANIES, 2010

Company	Gross written premiums	
	DOP Mn	USD Mn
Seguros Universal	4,687.1	127.0
Seguros Banreservas	3,923.5	106.3
MAPFRE Seguros	2,935.7	79.5
Proseguros SA	2,267.0	61.4
La Colonial de Seguros	2,172.8	58.9
Seguros Constitucion SA	1,097.7	29.7
La Monumental de Seguros	559.6	15.2
Seguros Pepin	482.1	13.1
Confederacion Dominicana	193.4	5.2
Seguros La Internacional	192.0	5.2

LEADING LIFE INSURANCE COMPANIES, 2010

Company	Gross written premiums	
	DOP Mn	USD Mn
Seguros Universal	1,578.1	42.7
MAPFRE Seguros	771.2	20.9
Seguros Banreservas	703.5	19.1
Scotia Seguros SA	557.7	15.1
La Colonial de Seguros	505.0	13.7
Proseguros SA	351.6	9.5
Seguros Worldwide C x A	308.2	8.4
BMI	114.3	3.1
Seguros Constitucion, SA	57.1	1.6
Cuna Mutual Insurance Society	42.7	1.2

ASSOCIATION:

Dominican Association of Insurers and Reinsurers
Camara Dominicana de Aseguradores y Reaseguradores Inc (CADAOR)
Torre BHDPO Box 601
Avenida Winston Churchill
Santo Domingo
Tel: (809) 566-0014
Fax: (809) 566-2600
www.cadoar.org.do

REGULATORY BODY:

Insurance Superintendency
La Superintendencia de Seguros
Avda Mexico 54
Santo Domingo
Tel: (809) 221-2606
Fax: (809) 685-5096

DIRECT PREMIUMS WRITTEN, 2010

Total premiums:	710 (U.S. \$ millions)
Nonlife premiums:	601
Life premiums:	109

Sources: Swiss Re (premium data); Axco Insurance Information Services (leading cos.); U.S. Central Intelligence Agency (economic/demographic data).

*Based on Purchasing Power Parity calculations, which take into account the relative cost of living and inflation rates of countries.



POPULATION

15,007,343 (est. July 2011)

GDP*

\$115.30 billion (est. 2010)

LEADING NONLIFE INSURANCE COMPANIES, 2010

	Gross written premiums
Company	USD Mn
Colonial	167.0
Equinoccial	111.1
ACE Seguros	70.5
Sucre	70.3
Rio Guayas	67.5
AIG Metropolitana	55.9
Pan Americana Del Ecuador	45.5
Seguros Unidos	42.5
Oriente	40.4
MAPFRE-ATLAS	38.9

LEADING LIFE INSURANCE COMPANIES, 2010

	Gross written premiums
Company	USD Mn
Seguros De Pichincha	33.9
Equivda	29.5
Sucre	15.2
Pan American Life	14.0
Colvida	11.4
Rio Guayas	10.7
Pan Americana Del Ecuador	10.2
Coopseguro	9.2
AIG Metropolitana	8.8
Seguros Unidos	8.2

ASSOCIATION:

Asociacion de Companias de Seguros del Ecuador
(ACOSE)
Calle Japon 230 y Avda Amazonas
Edificio Carolina 2o Piso
Quito
Tel: (593) 2256-182
Fax: (593) 255-0270
www.directoriodeseguros.org

REGULATORY BODY:

Superintendencia de Bancos y Seguros
Intendencia Nacional de Seguros
Av 12 de Octubre 1561 y Madrid
Quito
Tel: (593) 2-255-4422
Fax: (593) 2-250-6104

DIRECT PREMIUMS WRITTEN, 2010

Total premiums:	1,108 (U.S. \$ millions)
Nonlife premiums:	926
Life premiums:	181

Sources: Swiss Re (premium data); Axco Insurance Information Services (leading cos.); U.S. Central Intelligence Agency (economic/demographic data).

*Based on Purchasing Power Parity calculations, which take into account the relative cost of living and inflation rates of countries.



POPULATION

82,079,636 (est. July 2011)

GDP*

\$500.90 billion (est. 2010)

LEADING NONLIFE INSURANCE COMPANIES, 2009

Company	Gross written premiums	
	EGP Mn	USD Mn
Misr	2,522.1	460.6
Suez Canal	318.9	58.2
National	293.5	53.6
AIG Egypt	233.6	42.7
AMIG	215.0	39.3
Delta Insurance	201.7	36.8
Allianz Insurance	193.8	35.4
Co-Operative Insurance Society, Egypt	190.2	34.7
Mohandes	163.0	29.8
Bupa Egypt	145.4	26.6

LEADING LIFE INSURANCE COMPANIES, 2009

Company	Gross written premiums	
	EGP Mn	USD Mn
Egypt (Misr)	1,078.7	197.0
CIL	540.3	98.7
Allianz Life	516.1	94.3
Alico (Pharaonic American)	212.4	38.8
Al Ahlia (National)	136.2	24.9
NSGB Life	87.6	16.0
Delta Insurance	81.6	14.9
Mohandes	65.5	12.0
Suez Canal	57.5	10.5
ACE Life	32.6	6.0

ASSOCIATION:

Insurance Federation of Egypt
10 Iran Street
Dokki
Giza
Cairo
Tel: (20) 338-8473
Fax: (20) 338-8474
www.ifegypt.org/en

REGULATORY BODY: The Egyptian Insurance Supervisory Authority

3rd Floor, 28 Talaat Harb Street
Cairo
Tel: (20) 2-575-8807
Fax: (20) 2-575-8645

DIRECT PREMIUMS WRITTEN, 2010

Total premiums:	\$1,585 (U.S. \$ millions)
Nonlife premiums:	938
Life premiums:	647

Sources: Swiss Re (premium data); Axco Insurance Information Services (leading cos.); U.S. Central Intelligence Agency (economic/demographic data).

*Based on Purchasing Power Parity calculations, which take into account the relative cost of living and inflation rates of countries.



POPULATION

6,071,774 (est. July 2011)

GDP*

\$43.98 billion (est. 2010)

LEADING INSURANCE COMPANIES, 2009¹

Gross written premiums	
Company	USD Mn
SISA VIDA, Seguros de Personas	62.2
Aseguradora Agricola	61.6
La Centro Americana	53.7
ASESUISA VIDA, Seguros de Personas	49.8
Aseguradora Suiza Salvadorena	38.0
Scotia Seguros	34.8
Seguros e Inversiones	32.0
Chartis Vida, Seguros de Personas	30.8
Chartis Seguros, El Salvador	20.2
Pan American Life Insurance	16.1

¹Includes life and nonlife.

ASSOCIATION:

Asociacion Salvadorena de Empresas de Seguros (ASES)
 Condominio Plaza Suiza
 Local A-17
 Colonia San Benito, A P 2236
 San Salvador
 Tel: (503) 2298-0209
 Fax: (503) 2298-0212
www.ases.com.sv

REGULATORY BODY: Superintendencia del Sistema Financiero

7a Avenida Norte No 240
 Aptdo Postal 2942
 San Salvador
 Tel: (503) 281-2444
 Fax: (503) 281-1797

DIRECT PREMIUMS WRITTEN, 2010

Total premiums:	552 (U.S. \$ millions)
Nonlife premiums:	364
Life premiums:	188

Sources: Swiss Re (premium data); Axco Insurance Information Services (leading cos.); U.S. Central Intelligence Agency (economic/demographic data).

*Based on Purchasing Power Parity calculations, which take into account the relative cost of living and inflation rates of countries.



POPULATION

5,259,250 (est. July 2011)

GDP*

\$187.60 billion (est. 2010)

LEADING NONLIFE INSURANCE COMPANIES, 2009

Company	Gross written premiums	
	EUR Mn	USD Mn
If Vahinkovakuutus	823.9	1,144.6
Vahinko-Pohjola	786.3	1,092.4
Vahinko-Tapiola	629.5	874.5
Fennia	338.6	470.4
Mutual Insurance Associations	183.4	254.9
Lahivakuutus	123.0	170.9
A-Vakuutus	92.3	128.2
Pohjantahti	79.7	110.8
Turva	74.5	103.5
Vahinko-Aktia	64.8	90.0

LEADING LIFE INSURANCE COMPANIES, 2009

Company	Gross written premiums	
	EUR Mn	USD Mn
Nordea	1,210.1	1,681.1
Mandatum	785.4	1,091.1
OP-Henkivakuutus	771.4	1,071.7
Henki-Tapiola	163.8	227.5
Suomi-yhtio	83.2	115.6
Henki-Aktia	81.1	112.6
Henki-Fennia	70.0	97.2
Yritysten Henki-Tapiola	69.3	96.3
Kaleva	59.6	82.8
Duo	47.9	66.5

ASSOCIATION:

Federation of Finnish Insurance
Companies
Bulevardi 28
FIN-00120 Helsinki
Tel: (358) 09-680-401
Fax: (358) 09-6804-0216
www.vakes.fi

REGULATORY BODY:

Insurance Supervisory Authorities
Vakuutusvalvontavirasto
Mikonkatu 8
PO Box 449
FIN-00101 Helsinki
Tel: (358) 9-4155-950
Fax: (358) 9-4155-9515

DIRECT PREMIUMS WRITTEN, 2010

Total premiums:	22,426 (U.S. \$ millions)
Nonlife premiums:	4,599
Life premiums:	17,826

Sources: Swiss Re (premium data); Axco Insurance Information Services (leading cos.); U.S. Central Intelligence Agency (economic/demographic data).

*Based on Purchasing Power Parity calculations, which take into account the relative cost of living and inflation rates of countries.



POPULATION

65,312,249 (est. July 2011)

GDP*

\$2,160.00 billion (est. 2010)

LEADING NONLIFE INSURANCE COMPANIES, 2009

Company	Gross written premiums	
	EUR Mn	USD Mn
Groupama	8,500.0	11,808.8
Covea (MAAF, MMA, GMF)	8,500.0	11,808.8
AXA	6,600.0	9,169.2
Generali France	4,300.0	5,973.9
Allianz France	3,400.0	4,723.5
Group Credit Agricole Assurance	2,100.0	2,917.5
Groupe ACM	1,900.0	2,639.6
BNP Paribas Assurances	400.0	555.7
Societe Generale Insurance	200.0	277.9
Others	9,200.0	12,781.3

LEADING LIFE INSURANCE COMPANIES, 2009

Company	Gross written premiums	
	EUR Mn	USD Mn
AXA	17,100.0	23,756.6
Generali France	12,400.0	17,227.0
BNP Paribas Assurances	11,600.0	16,115.6
Groupama	8,600.0	11,947.8
Societe Generale Insurance	8,500.0	11,808.8
Allianz France	7,300.0	10,141.7
Groupe ACM	5,900.0	8,196.7
Covea	4,000.0	5,557.1

ASSOCIATION:

Insurance Federation
Federation Française des Societes
d'Assurances (FFSA)
26 Boulevard Haussman
75009 Paris
Tel: (33) 42-47-90-00
Fax: (33) 42-47-93-11
www.ffsa.com

REGULATORY BODY:

Insurance Commissioner
Autorite de Controle des Assurances et
des Mutuelles (ACAM)
61 Rue Taitbout
75436 Paris
Tel: (33) 01-55-50-41-41
Fax: (33) 01-55-07-41-50

DIRECT PREMIUMS WRITTEN, 2010

Total premiums:	280,082 (U.S. \$ millions)
Nonlife premiums:	87,654
Life premiums:	192,428

Sources: Swiss Re (premium data); Axco Insurance Information Services (leading cos.); U.S. Central Intelligence Agency (economic/demographic data).

*Based on Purchasing Power Parity calculations, which take into account the relative cost of living and inflation rates of countries.

Germany



POPULATION

81,471,834 (est. July 2011)

GDP*

\$2,960.00 billion (est. 2010)

LEADING NONLIFE INSURANCE COMPANIES, 2009

Company	Gross written premiums	
	EUR Mn	USD Mn
Allianz Vers	9,040.0	12,559.1
AXA Vers	3,257.0	4,524.9
R+V Allgemeine Vers	2,596.0	3,606.6
HDI-Gerling Industrie	2,509.0	3,485.7
Pensions-Sicher- ungs-V	2,458.0	3,414.8
Allianz Global Ag	2,366.0	3,287.0
Zurich Vers Ag	2,044.0	2,839.7
Generali Versicherung	1,692.0	2,350.7
Victoria Vers	1,673.0	2,324.3
Gothaer Allgemeine Ag	1,397.0	1,940.8

LEADING LIFE INSURANCE COMPANIES, 2009

Company	Gross written premiums	
	EUR Mn	USD Mn
Allianz Leben	14,625.0	20,318.2
R+V Lebensvers. Ag	4,412.0	6,129.5
Aachenmuenche ner Leb.	4,216.0	5,857.2
Generali Leben Ag	3,922.0	5,448.7
Zurich Dtsch. Herold	3,839.0	5,333.4
Debeka Leben	3,183.0	4,422.1
Hamb. Mannheimer Lv	2,844.0	3,951.1
Bayern-Vers.	2,258.0	3,137.0
Wuertt. Leben	2,231.0	3,099.5
Nuernbg. Leben	2,158.0	2,998.1

ASSOCIATION:

German Insurance Association
Gesamtverband der Deutschen
Versicherungswirtschaft eV
Friedrichstrasse 191
10117 Berlin
Tel: (49) 20-20-5000
Fax: (49) 20-20-6000
www.gdv.de

REGULATORY BODY:

Federal Office for the Supervision of
Financial Services
Bundesanstalt fuer
Finanzdienstleistungsaufsicht
Graurheindorfer Strasse 108
53117 Bonn
Tel: (49) 228-410-80
Fax: (49) 228-410-81550

DIRECT PREMIUMS WRITTEN, 2010

Total premiums:	239,817 (U.S. \$ millions)
Nonlife premiums:	124,949
Life premiums:	114,868

Sources: Swiss Re (premium data); Axco Insurance Information Services (leading cos.); U.S. Central Intelligence Agency (economic/demographic data).

*Based on Purchasing Power Parity calculations, which take into account the relative cost of living and inflation rates of countries.



POPULATION

10,760,136 (est. July 2011)

GDP*

\$321.70 billion (est. 2010)

LEADING NONLIFE INSURANCE COMPANIES, 2009

Company	Gross written premiums	
	EUR Mn	USD Mn
Ethniki	408.5	567.5
Interamerican Property & Casualty	170.0	236.1
ATE Agrotiki	144.5	200.7
Intersaloniki General	125.6	174.5
Idrogios General	110.6	153.7
Groupama Phoenix	106.1	147.4
AXA	98.6	136.9
European Union	88.5	122.9
Allianz Hellas	83.6	116.1
Commerical Value	83.4	115.9

LEADING LIFE INSURANCE COMPANIES, 2009

Company	Gross written premiums	
	EUR Mn	USD Mn
Ethniki	565.9	786.2
ALICO	295.7	410.8
Interamerican Life	282.8	392.9
EFG Eurolife Life	263.5	366.1
ING Life	225.7	313.5
Emporiki Life	124.7	173.3
Allianz Hellas	118.7	164.8
AXA	108.2	150.3
Aspis Pronia General	83.4	115.9

ASSOCIATION:

Association of Insurance Companies of
Greece
10 Xenophondos Street
105 57 Athens
Tel: (30) 333-4100
Fax: (30) 333-4149
www.eaee.gr

REGULATORY BODY: Insurance Companies and Actuarial Depts

Ministry of Development
1 George St, Kaningos Square
106 77 Athens
Tel: (30) 1-381-6241

DIRECT PREMIUMS WRITTEN, 2010

Total premiums:	6,088 (U.S. \$ millions)
Nonlife premiums:	2,922
Life premiums:	3,166

Sources: Swiss Re (premium data); Axco Insurance Information Services (leading cos.); U.S. Central Intelligence Agency (economic/demographic data).

*Based on Purchasing Power Parity calculations, which take into account the relative cost of living and inflation rates of countries.



POPULATION

7,122,508 (est. July 2011)

GDP*

\$327.00 billion (est. 2010)

LEADING NONLIFE INSURANCE COMPANIES, 2009

Company	Gross written premiums	
	HKD Mn	USD Mn
HSBC Insurance	1,811.8	233.7
BOC Group Insurance	1,468.5	189.4
American Home (now Chartis)	1,304.8	168.3
Royal & Sun Alliance	1,287.9	166.1
Bupa	1,129.3	145.7
QBE HKSJ	872.2	112.5
Hong Kong Mortgage Corporation	839.0	108.2
Zurich Insurance	805.8	104.0
CTPI (HK)	778.2	100.4
AXA General	764.8	98.7

LEADING LIFE INSURANCE COMPANIES, 2009

Company	Gross written premiums	
	HKD Mn	USD Mn
AIA (Bermuda)	23,518.5	3,033.9
HSBC Life	18,456.2	2,380.8
Manulife (Int'l)	18,215.4	2,349.8
Prudential (UK)	12,892.6	1,663.1
Hang Seng Insurance	11,240.4	1,450.0
BOC Group Life	8,029.6	1,035.8
AXA China (Bermuda)	7,721.6	996.1
Sun Life Hong Kong	5,989.6	772.7
China Life	4,176.6	538.8
Friends Provident Int'l	4,045.1	521.8

ASSOCIATION:

Hong Kong Federation of Insurers
29th floor, Sunshine Plaza
353 Lockhart Road
Wanchai Hong Kong
Tel: (852) 2520-1868
Fax: (852) 2520-1967
www.hkfi.org.hk

REGULATORY BODY:

Office of the Commissioner of Insurance
21/F Queensway Government Offices
66 Queensway
Tel: (852) 2867-2565
Fax: (852) 2869-0252

DIRECT PREMIUMS WRITTEN, 2010

Total premiums:	25,725 (U.S. \$ millions)
Nonlife premiums:	3,101
Life premiums:	22,624

Sources: Swiss Re (premium data); Axco Insurance Information Services (leading cos.); U.S. Central Intelligence Agency (economic/demographic data).

*Based on Purchasing Power Parity calculations, which take into account the relative cost of living and inflation rates of countries.

Hungary



POPULATION

9,976,062 (est. July 2011)

GDP*

\$190.00 billion (est. 2010)

LEADING NONLIFE INSURANCE COMPANIES, 2010

Company	Gross written premiums	
	HUF Mn	USD Mn
ING	120,577.8	656.6
Generali-Providencia	83,141.1	377.7
Groupama Garancia	44,684.7	203.0
Aegon	43,902.6	199.5
UNIQA	32,672.9	148.5
K&H	14,862.1	67.5
Union	13,895.4	63.1
Magyar Posta	8,283.8	37.6
Chartis	7,113.3	32.3
KOBE	6,251.7	28.4

LEADING LIFE INSURANCE COMPANIES, 2010

Company	Gross written premiums	
	HUF Mn	USD Mn
ING	77,007.6	349.9
Allianz	49,877.8	226.6
Groupama Garancia	46,618.3	211.8
Generali-Providencia	43,615.1	198.2
Aegon	41,548.5	188.8
Magyar PostaÉlet	28,414.9	129.1
CIG	25,806.7	117.3
AVIVA	25,680.4	116.7
UNIQA	22,966.3	104.3
AXA	16,478.7	74.9
Magyar Posta Elet	14,693.7	80.0

ASSOCIATION:

Association of Hungarian Insurance Companies (MABISZ)
1052 Budapest
Deak Ferenc U 10
Tel: (36) 318-3473
Fax: (36) 337-5394
www.mabisz.hu

REGULATORY BODY: Hungarian Financial Supervisory Authority

(PSZAF)
1013 Budapest
Krisztina krt. 39
Tel: (36) 1-489-9100
Fax: (36) 1-489-9102

DIRECT PREMIUMS WRITTEN, 2010

Total premiums:	3,999 (U.S. \$ millions)
Nonlife premiums:	1,861
Life premiums:	2,137

Sources: Swiss Re (premium data); Axco Insurance Information Services (leading cos.); U.S. Central Intelligence Agency (economic/demographic data).

*Based on Purchasing Power Parity calculations, which take into account the relative cost of living and inflation rates of countries.



POPULATION

1,189,172,906 (est. July 2011)

GDP*

\$4,046 billion (est. 2010)

LEADING NONLIFE INSURANCE COMPANIES, 2010

Company	Gross written premiums	
	INR Mn	USD Mn
New India	70,991.4	1,560.3
United India	52,390.5	1,151.4
Oriental	48,546.8	1,067.0
National	46,459.7	1,021.1
ICICI Lombard	32,950.6	724.2
Bajaj Allianz	24,823.3	545.6
Reliance	19,796.5	435.1
AIC	15,204.0	334.2
IFFCO Tokio	14,578.3	320.4
Star Health	9,616.4	211.4

LEADING LIFE INSURANCE COMPANIES, 2010

Company	Gross written premiums	
	INR Mn	USD Mn
LIC	1,860,773.1	40,896.1
ICIC Pru	165,318.8	3,633.4
Bajaj Allianz Life	114,197.1	2,509.8
SBI Life	101,040.3	2,220.7
HDFC	70,051.0	1,539.6
Reliance	66,049.0	1,451.6
BSLI	55,056.6	1,210.0
Max New York Life	48,605.4	1,068.3
Tata	34,937.8	767.9
Kotak Mahindra	28,680.5	630.3

ASSOCIATION:

Insurance Institute of India
Universal Insurance Building, 6th floor
Sr. Pheroazshah Mehta Road
Mumbai 400 001
Tel: (91) 2287-2923
Fax: (91) 2287-3491
www.insuranceinstituteofindia.com

REGULATORY BODY: Insurance Regulatory & Development Authority

Pasisrama Bhavanam
5-9-58/b, Basheer Bagh
Hyderabad 500 004
Tel: (91) 40-682-0964
Fax: (91) 40-682-3334

DIRECT PREMIUMS WRITTEN, 2010

Total premiums:	\$78,373 (U.S. \$ millions)
Nonlife premium:	10,562
Life premiums:	67,810

Sources: Swiss Re (premium data); Axco Insurance Information Services (leading cos.); U.S. Central Intelligence Agency (economic/demographic data).

*Based on Purchasing Power Parity calculations, which take into account the relative cost of living and inflation rates of countries.

Indonesia



POPULATION

245,613,043 (est. July 2011)

GDP*

\$1,033.00 billion (est. 2010)

LEADING NONLIFE INSURANCE COMPANIES, 2008

Company	Gross written premiums	
	IDR Mn	USD Mn
Sinar Mas	2,565,603.4	264.5
Jasa Indonesia	2,278,229.6	234.9
Astra Buana	1,723,137.2	177.7
Tugu Pratama Indonesia	1,565,891.1	161.5
Central Asia	1,216,137.9	125.4
MSIG Indonesia	763,612.4	78.7
Wahana Tata	753,069.1	77.6
Allianz Utama Indonesia	696,214.1	71.8
AIU Indonesia	692,114.0	71.4
Adira Dinamika	678,314.4	69.9

LEADING LIFE INSURANCE COMPANIES, 2008

Company	Gross written premiums	
	IDR Mn	USD Mn
Prudential Life Assurance	7,022,812.1	724.1
Jiwa Sinar Mas	5,107,415.9	526.6
Jiwa Mega Life	4,227,076.8	435.8
Jiwa Bersama Bumiputera 1912	4,122,994.7	425.1
AIG Life	4,002,124.0	412.6
Allianz Life Indonesia	3,056,377.1	315.1
Jiwa Manulife Indonesia	2,887,421.3	297.7
Jiwasraya	2,254,780.8	232.5
AXA Mandiri Financial Services	1,917,630.0	197.7
AIA Indonesia	1,519,038.9	156.6

ASSOCIATION:

Insurance and Reinsurance Broker
Association of Indonesia
Asosiasi Broker Asuransi dan
Reasuransi Indonesia (ABAI)
Plaza DM Jalan Jenderal
Sudirman, Kav 25
Jakarta 12920
Tel: (62) 5267-887
Fax: 5267-861

REGULATORY BODY:

Directorate of Insurance
Ministry of Finance
Dr Wahidin Street No.1
Building A 8th Floor
Jakarta 10710
Tel: (62) 21-345-0926
Fax: (62) 21-350-9118

DIRECT PREMIUMS WRITTEN, 2010

Total premiums:	10,662 (U.S. \$ millions)
Nonlife premiums:	3,461
Life premiums:	7,202

Sources: Swiss Re (premium data); Axco Insurance Information Services (leading cos.); U.S. Central Intelligence Agency (economic/demographic data).

*Based on Purchasing Power Parity calculations, which take into account the relative cost of living and inflation rates of countries.



POPULATION

77,891,220 (est. July 2011)

GDP*

\$863.50 billion (est. 2010)

LEADING INSURANCE COMPANIES, 2009¹

Company	Gross written premiums	
	IRR Mn	USD Mn
Iran	21,363,839.0	2,165.8
Asia	5,579,507.0	565.6
Alborz	3,177,993.0	322.2
Parsian	3,022,606.0	306.4
Dana	2,966,958.7	300.8
Mellat	1,975,630.0	200.3
Moalem	1,866,467.0	189.2
Karafarin	1,320,427.0	133.9
Sina	1,227,123.2	124.4
Tosee	987,734.8	100.1

¹Includes life and nonlife.

REGULATORY BODY: Central Insurance of Iran

72 Africa Avenue,
PO Box 19395-5588
19157 Tehran
Tel: (98) 21-205-0001
Fax: (98) 21-205-4099

DIRECT PREMIUMS WRITTEN, 2010

Total premiums:	\$5,087 (U.S. \$ millions)
Nonlife premiums:	4,736
Life premiums:	351

Sources: Swiss Re (premium data); Axco Insurance Information Services (leading cos.); U.S. Central Intelligence Agency (economic/demographic data).

*Based on Purchasing Power Parity calculations, which take into account the relative cost of living and inflation rates of countries.

Ireland



POPULATION

4,670,976 (est. July 2011)

GDP*

\$172.30 billion (est. 2010)

LEADING NONLIFE INSURANCE COMPANIES, 2009

Company	Gross written premiums	
	EUR Mn	USD Mn
Quinn	617.2	857.5
Aviva Insurance	477.2	662.9
AXA	319.1	443.3
Allianz	317.1	440.5
Royal & Sun		
Alliance	309.3	429.7
FBD	297.6	413.4
Zurich Insurance Ireland	273.9	380.6
Irish Public Bodies	101.1	140.5
Travelers	91.4	127.0
Chartis Ireland	83.0	115.3

LEADING LIFE INSURANCE COMPANIES, 2009

Company	Gross written premiums	
	EUR Mn	USD Mn
Irish Life	3,694.7	5,133.0
New Ireland	1,566.9	2,176.9
Zurich	1,300.3	1,806.5
Aviva Life & Pensions	774.1	1,075.4
Standard Life	555.3	771.5
Ark	541.0	751.6
Canada Life (Ireland)	453.8	630.4
Friends First Manager Pension Funds	297.6	413.4
Friends' First Life	160.8	223.4
Royal Liver	96.8	134.5

ASSOCIATION:

Irish Insurance Federation
39 Molesworth Street
Dublin 2
Tel: (353) 676-1820
Fax: (353) 676-1943
www.iif.ie

REGULATORY BODY: Irish Financial Services Regulatory

Authority
PO Box No. 9138
College Green
Dublin 2
Tel: (353) 1-631-2711
Fax: (353) 1-631-2550

DIRECT PREMIUMS WRITTEN, 2010

Total premiums:	47,901 (U.S. \$ millions)
Nonlife premiums:	8,606
Life premiums:	39,296

Sources: Swiss Re (premium data); Axco Insurance Information Services (leading cos.); U.S. Central Intelligence Agency (economic/demographic data).

*Based on Purchasing Power Parity calculations, which take into account the relative cost of living and inflation rates of countries.



POPULATION

7,473,052 (est. July 2011)

GDP*

\$217.10 billion (est. 2010)

LEADING NONLIFE INSURANCE COMPANIES, 2009

Company	Gross written premiums	
	ILS Mn	USD Mn
Harel	3,208.7	816.0
Clal	2,256.4	573.9
The Phoenix	2,126.0	540.7
Menora Mivtachim	1,562.3	397.3
Migdal	1,420.7	361.3
Ayalon	1,043.2	265.3
IDI	804.9	204.7
AIG	591.0	150.3
ILD	585.4	148.9
Eliahu	577.1	146.8

LEADING LIFE INSURANCE COMPANIES, 2009

Company	Gross written premiums	
	ILS Mn	USD Mn
Migdal	5,998.9	1,525.7
Clal	4,218.0	1,072.8
Harel	3,087.3	785.2
Phoenix	2,950.9	750.5
Menorah Mivtachim	1,625.0	413.3
Clal Health	452.3	115.0
ILD	352.4	89.6
Dikla	312.9	79.6
Ayalon	299.4	76.2
Eliahu	265.0	67.4

ASSOCIATION:

Israel Insurance Association
39 Rothschild Boulevard
Tel Aviv 66883
Tel: (972) 567-7308
Fax: (972)
566-2058

REGULATORY BODY:

Ministry of Finance
Capital Markets, Insurance
1 Kaplan Street
Jerusalem 91131
Tel: (972) 2-531-7692
Fax: (972) 2-531-7022

DIRECT PREMIUMS WRITTEN, 2010

Total premiums:	11,175 (U.S. \$ millions)
Nonlife premiums:	5,593
Life premiums:	5,582

Sources: Swiss Re (premium data); Axco Insurance Information Services (leading cos.); U.S. Central Intelligence Agency (economic/demographic data).

*Based on Purchasing Power Parity calculations, which take into account the relative cost of living and inflation rates of countries.



POPULATION

61,016,804 (est. July 2011)

GDP*

\$1,782.00 billion (est. 2010)

LEADING NONLIFE INSURANCE COMPANIES, 2009

Company	Gross written premiums	
	EUR Mn	USD Mn
Allianz	3,797.2	5,275.3
Fondiaria-SAI	3,736.0	5,190.3
UGF Assicurazioni	3,677.3	5,108.7
Assicurazioni Generali	3,166.5	4,399.2
Compagnia Di Ass Di Milano	2,812.1	3,906.8
INA Assitalia	1,797.5	2,497.2
Zurich	1,487.9	2,067.1
Toro Assicurazioni	1,427.1	1,982.6
AXA	1,405.1	1,952.0
Reale Mutua	1,210.1	1,681.2

LEADING LIFE INSURANCE COMPANIES, 2009

Company	Gross written premiums	
	EUR Mn	USD Mn
Mediolanum Vita	8,655.0	12,024.2
Poste Vita	7,089.8	9,849.7
Intesa Vita	4,555.3	6,328.6
Eurizonvita	4,498.8	6,250.0
CreditRas Vita	4,350.6	6,044.2
Assicurazioni Generali	3,712.9	5,158.3
Alleanza Toro	3,695.7	5,134.4
CNP Unicredit Vita	3,582.4	4,976.9
AXA MPS Assicurazioni Vita	3,417.4	4,747.7
BNL Vita	3,050.8	4,238.4

ASSOCIATION:

Italian Association of Insurance Companies
Associazione Nazionale fra le Imprese Assicuratrici
(ANIA)
Piazza S Babila 1
20122 Milan
Tel: (39) 77641
Fax: (39) 780870
www.ania.it

REGULATORY BODY: ISVAP - 1st. Per la Vigilanza

Assicurazioni
Via del Quirinale 21
00187 Rome
Tel: (39) 6-421-331
Fax: (39) 6-421-333

DIRECT PREMIUMS WRITTEN, 2010

Total premiums:	174,347 (U.S. \$ millions)
Nonlife premiums:	52,285
Life premiums:	122,063

Sources: Swiss Re (premium data); Axco Insurance Information Services (leading cos.); U.S. Central Intelligence Agency (economic/demographic data).

*Based on Purchasing Power Parity calculations, which take into account the relative cost of living and inflation rates of countries.



POPULATION

2,868,380 (est. July 2011)

GDP*

\$23.93 billion (est. 2010)

LEADING NONLIFE INSURANCE COMPANIES, 2008

Company	Gross written premiums	
	JMD Mn	USD Mn
Advantage General	3,931.1	54.0
NEM	3,221.2	44.3
Jamaica International	3,173.8	43.6
Globe Insurance Company of the West Indies	2,391.2	32.9
British Caribbean	1,891.3	26.0
American Home	1,819.5	25.0
West Indies Alliance	1,809.6	24.9
General Accident	1,660.2	22.8
Victoria Mutual	1,504.7	20.7
	809.5	11.1

LEADING LIFE INSURANCE COMPANIES, 2008

Company	Gross written premiums	
	JMD Mn	USD Mn
Sagikor Life Jamaica	17,223.5	236.7
Guardian Life	4,419.8	60.8
Blue Cross of Jamaica	1,841.4	25.3
CUNA Mutual	744.7	10.2
Scotia Life Jamaica	709.2	9.8
NCB Insurance	387.5	5.3

ASSOCIATION:

The Insurance Association of Jamaica (IAJ)

Insurance House
3A Richmond Avenue
Kingston 10
Tel: (876) 920-3385
Fax: (876) 906-1804

REGULATORY BODY:

Financial Services Commission
39-43 Barbados Avenue
Kingston 5
Tel: (876) 906-3010-2
Fax: (876) 754-9854

DIRECT PREMIUMS WRITTEN, 2010

Total premiums:	566 (U.S. \$ millions)
Nonlife premiums:	314
Life premiums:	252

Sources: Swiss Re (premium data); Axco Insurance Information Services (leading cos.); U.S. Central Intelligence Agency (economic/demographic data).

*Based on Purchasing Power Parity calculations, which take into account the relative cost of living and inflation rates of countries.



POPULATION

126,475,664 (est. July 2011)

GDP*

\$4,338 billion (est. 2010)

LEADING NONLIFE INSURANCE COMPANIES, 2008

Company	Gross written premiums	
	JPY Mn	USD Mn
Tokio & Marine Nichido	2,032,131.2	19,660.9
Sompo Japan	1,504,262.7	14,553.8
Mitsui Sumitomo	1,455,161.8	14,078.7
Aioi	897,182.6	8,680.3
Nipponkoa	728,262.9	7,046.0
Nisay Dowa	361,530.7	3,497.8
Fuji	329,345.7	3,186.4
AIU	253,522.8	2,452.8
Kyoei	199,393.1	1,929.1
Nisshin	149,735.8	1,448.7

LEADING LIFE INSURANCE COMPANIES, 2009

Company	Gross written premiums	
	JPY Mn	USD Mn
Japan Post (Kampo)	7,505,609.0	80,213.9
Nippon	4,816,612.0	51,476.1
Meiji Yasuda	3,281,153.0	35,066.3
Sumitomo	3,059,184.0	32,694.1
Dai-ichi	2,836,231.0	30,311.3
Aflac	1,230,621.0	13,151.9
ALICO Japan	862,920.0	9,222.2
Daido	860,160.0	9,192.7
Dai-ichi Frontier	804,547.0	8,598.4
Taiyo	713,530.0	7,625.6

ASSOCIATION:

General Insurance Association of Japan
NonLife Insurance Building
9 Kanda Awajicho 2-Chome
Chiyoda-Ku
Tokyo 101-8335
Tel: (81) 3255-1437
Fax: (81) 3255-1234
www.sonpo.or.jp

REGULATORY BODY:

Financial Services Agency
Insurance Business Division
3-1-1 Kasumigaseki Chiyoda-ku
Tokyo, 100-8967
Tel: (81) 3-3506-6000

DIRECT PREMIUMS WRITTEN, 2010

Total premiums:	\$557,439 (U.S. \$ millions)
Nonlife premiums:	116,489
Life premiums:	440,950

Sources: Swiss Re (premium data); Axco Insurance Information Services (leading cos.); U.S. Central Intelligence Agency (economic/demographic data).

*Based on Purchasing Power Parity calculations, which take into account the relative cost of living and inflation rates of countries.



POPULATION

6,508,271 (est. July 2011)

GDP*

\$33.79 billion (est. 2010)

LEADING NONLIFE INSURANCE COMPANIES, 2009

Company	Gross written premiums	
	JOD Mn	USD Mn
Arab Orient Insurance	44.6	62.8
Jordan Insurance	26.6	37.4
Arab German Insurance	24.2	34.1
Middle East Insurance	20.7	29.1
Jordan French Insurance	16.0	22.5
Jordan International Insurance	15.7	22.2
Europe Arab Insurance Group	15.6	21.9
Islamic Insurance	12.5	17.6
Holy Land Insurance	12.1	17.0
Arab Assurers	10.7	15.1

LEADING LIFE INSURANCE COMPANIES, 2009

Company	Gross written premiums	
	JOD Mn	USD Mn
ALICO	11.7	16.5
Jordan Insurance	6.2	8.7
Al-Nisr Insurance	4.8	6.8
Middle East Insurance	2.5	3.6
Arab Life and Accident Insurance	2.3	3.2
Islamic Insurance	1.6	2.3
Arab German Insurance	1.1	1.5
General Arabia Insurance	0.9	1.3
Euro Arab Insurance Group	0.8	1.2
Jordan International Insurance	0.8	1.2

ASSOCIATION:

Jordan Insurance Federation
PO Box 1990
Queen Alia Street
Shmeisani
Amman 11118
Tel: (962) 568-9266
Fax: (962) 568-9510
www.joif.org

REGULATORY BODY:

Jordan Insurance Commission
PO Box 940829
Abdul Hameed Shouman Street
Shmeisani
Amman 11194
Tel: (962) 6-565-6327
Fax: (962) 6-565-6329

DIRECT PREMIUMS WRITTEN, 2010

Total premiums:	577 (U.S. \$ millions)
Nonlife premiums:	526
Life premiums:	51

Sources: Swiss Re (premium data); Axco Insurance Information Services (leading cos.); U.S. Central Intelligence Agency (economic/demographic data).

*Based on Purchasing Power Parity calculations, which take into account the relative cost of living and inflation rates of countries.

Kazakhstan



POPULATION

15,522,373 (est. July 2011)

GDP*

\$197.70 billion (est. 2010)

LEADING NONLIFE INSURANCE COMPANIES, 2009

Company	Gross written premiums	
	KZT Mn	USD Mn
Eurasia	22,826.2	154.5
Halyk-Kazakhinstrakh	12,902.9	87.3
Victory	7,571.7	51.3
Kazkommerts-Policy	7,427.7	50.3
Allianz Kazakhstan	6,842.8	46.3
Oil insurance Company	6,543.7	44.3
Astana-Finance	6,197.9	42.0
Nomad Insurance	6,016.7	40.7
AIG Kazakhstan	5,547.0	37.6
BTA Insurance	4,275.5	28.9

LEADING LIFE INSURANCE COMPANIES, 2009

Company	Gross written premiums	
	KZT Mn	USD Mn
State Annuity Company	2,368.7	16.0
BTA Life	2,180.4	14.8
Kazkommertzbank - Life	1,706.0	11.6
Halyk - Life	1,154.0	7.8
Alliance Insurance Life	946.8	6.4
Astana - Finance	799.0	5.4
Generali Life	176.4	1.2

REGULATORY BODY: Insurance and Non-Banking Supervision Department
Agency of the Republic of Kazakhstan
on Regulation and Supervision
of Financial Markets and
Financial Organisations
83A Aiteke Bi Street
Almaty 050000
Tel: (7) 327- 272-0699

DIRECT PREMIUMS WRITTEN, 2010

Total premiums:	950 (U.S. \$ millions)
Nonlife premiums:	823
Life premiums:	127

Sources: Swiss Re (premium data); Axco Insurance Information Services (leading cos.); U.S. Central Intelligence Agency (economic/demographic data).

*Based on Purchasing Power Parity calculations, which take into account the relative cost of living and inflation rates of countries.



POPULATION

41,070,934 (est. July 2011)

GDP*

\$65.95 billion (est. 2010)

LEADING NONLIFE INSURANCE COMPANIES, 2009

Company	Gross written premiums	
	KES Mn	USD Mn
APA	3,611.2	46.7
Jubilee	3,370.3	43.6
UAP Provincial	3,011.1	38.9
Kenindia	2,733.8	35.3
Blue Shield	1,965.4	25.4
Chartis	1,952.1	25.2
Heritage All	1,908.5	24.7
Lion of Kenya	1,679.0	21.7
ICEA	1,620.8	21.0
Cooperative	1,616.0	20.9

LEADING LIFE INSURANCE COMPANIES, 2009

Company	Gross written premiums	
	KES Mn	USD Mn
British American	4,448.7	57.5
ICEA	3,453.4	44.7
Pan Africa Life	3,130.9	40.5
CFC Life	2,406.9	31.1
Jubilee	2,268.0	29.3
Kenindia	1,255.9	16.2
Co-operative	1,254.4	16.2
Old Mutual	1,227.3	15.9
Madison	946.2	12.2
UAP	702.7	9.1

ASSOCIATION:

The Association of Kenya Insurers
Victoria Towers, 3rd floor
Kilimanjaro Avenue
Upper Hill
PO Box 45338
Nairobi
Tel: (254) 2731330
Fax: (254) 2731339

REGULATORY BODY:

Department of Insurance
Ministry of Finance
Bima House, 10th floor
PO Box 43505
Nairobi
Tel: (254) 2-330-428
Fax: (254) 2-211-711

DIRECT PREMIUMS WRITTEN, 2010

Total premiums:	889 (U.S. \$ millions)
Nonlife premiums:	595
Life premiums:	295

Sources: Swiss Re (premium data); Axco Insurance Information Services (leading cos.); U.S. Central Intelligence Agency (economic/demographic data).

*Based on Purchasing Power Parity calculations, which take into account the relative cost of living and inflation rates of countries.



POPULATION

2,595,628 (est. July 2011)

GDP*

\$144.30 billion (est. 2010)

LEADING NONLIFE INSURANCE COMPANIES, 2009

Company	Gross written premiums	
	KWD Mn	USD Mn
Kuwait	24.0	83.4
Gulf	19.0	66.0
Warba	15.5	53.9
Al-Ahleia	11.8	41.0
National Takaful	5.0	17.4
Bahrain Kuwait	4.8	16.7
First Takaful	4.5	15.6
Oriental	4.0	13.9
Enaya	3.8	13.2
Lebanese Suisse	3.0	10.4

LEADING LIFE INSURANCE COMPANIES, 2009

Company	Gross written premiums	
	KWD Mn	USD Mn
Gulf Life	15.5	53.9
Al-Ahleia	8.8	30.6
ALICO	8.8	30.6
Kuwait	4.3	14.9
Warba	2.7	9.4
Gulf Takaful	1.5	5.2
Enaya	0.7	2.4
National Takaful	0.6	2.1
Mothna	0.4	1.4
Al Safat Takaful	0.3	1.0

REGULATORY BODY: Insurance Department
Ministry of Commerce &
Industry Interior Trade
PO Box 2944
Safat 1303
Tel: (965) 240-8036
Fax: (965) 243-6832

DIRECT PREMIUMS WRITTEN, 2010

Total premiums:	719 (U.S. \$ millions)
Nonlife premiums:	569
Life premiums:	149

Sources: Swiss Re (premium data); Axco Insurance Information Services (leading cos.); U.S. Central Intelligence Agency (economic/demographic data).

*Based on Purchasing Power Parity calculations, which take into account the relative cost of living and inflation rates of countries.

Lebanon



POPULATION

4,143,101 (est. July 2011)

GDP*

\$58.65 billion (est. 2010)

LEADING NONLIFE INSURANCE COMPANIES, 2009

Company	Gross written premiums	
	LBP Mn	USD Mn
Medgulf	141,870.8	94.1
Bankers	101,786.4	67.5
Arope	72,156.5	47.9
AXA Middle East	70,671.6	46.9
Allianz SNA	69,533.4	46.1
Libano Suisse	68,048.6	45.1
Fidelity	52,144.4	34.6
LIA	47,275.2	31.4
ADIR	41,870.8	27.8
Assurex	35,305.7	23.4

LEADING LIFE INSURANCE COMPANIES, 2009

Company	Gross written premiums	
	LBP Mn	USD Mn
SEB Dzivibas	16.6	32.7
ERGO Latvija dziviba	11.0	21.8
Swedbank	6.0	11.9
Sampo Life	5.9	11.7
Compansa Life	5.0	9.9
Vital Life	0.7	1.4
AIG Life Latvija	0.5	0.9
Parex Dziviba	0.4	0.8
LKB Life	0.2	0.3

ASSOCIATION:

Insurance Association
Association des Compagnies
d'Assurances au Liban
SNA Building
PO Box 11-8878
Place Tabaris
Beirut
Tel: (961) 01-324-726
Fax: (961) 01-200-385
www.acal.org.lb

REGULATORY:

Insurance Supervisory Authority
Ministry of Economy and Trade
A'azarieh Bldg Bloc A4
Riad El Solh
Tel: (961) 01-980-823
Fax: (961) 01-980-826

DIRECT PREMIUMS WRITTEN, 2010

Total premiums:	1,074 (U.S. \$ millions)
Nonlife premiums:	812
Life premiums:	262

Sources: Swiss Re (premium data); Axco Insurance Information Services (leading cos.); U.S. Central Intelligence Agency (economic/demographic data).

*Based on Purchasing Power Parity calculations, which take into account the relative cost of living and inflation rates of countries.

**POPULATION**

35,236 (est. July 2011)

GDP*

\$5.03 billion (est. 2010)

**LEADING NONLIFE
INSURANCE COMPANIES**

Data not available.

**LEADING LIFE
INSURANCE COMPANIES**

Data not available.

ASSOCIATION:

Liechtensteinischer
Versicherungsverband
c/o Fortuna Lebens-Versicherungs AG
Ulrike Gort
Sekretariat Städtle 35
LI-9490 Vaduz
Tel.: (423) 236-1549
Fax: (423) 236-1548

REGULATORY BODY: Financial Market Authority of
Liechtenstein

Heiligkreuz 8
PO Box 684
LI-9490 Vaduz
Principality of Liechtenstein
Tel: (423) 236-7373
Fax: (423) 236-7374

DIRECT PREMIUMS WRITTEN, 2010

Total premiums:	8,990 (U.S. \$ millions)
Nonlife premiums:	493
Life premiums:	8,497

Sources: Swiss Re (premium data); Axco Insurance Information Services (leading cos.); U.S. Central Intelligence Agency (economic/demographic data).

*Based on Purchasing Power Parity calculations, which take into account the relative cost of living and inflation rates of countries.

Lithuania



POPULATION

3,535,547 (est. July 2011)

GDP*

\$56.22 billion (est. 2010)

LEADING NONLIFE INSURANCE COMPANIES, 2009

Company	Gross written premiums	
	LTL Mn	USD Mn
Lietuvos Draudimas	347.8	140.0
BTA Draudimas	135.6	54.6
ERGO Lietuva	132.1	53.2
PZU Lietuva	129.9	52.3
If P&C Insurance	109.3	44.0
AAS Gjensidige Baltic	72.7	29.3
Seesam Lietuva	32.7	13.2
Industrijos Garantias Lansforsakringar International	12.0	4.8
Coface Austria Kreditversicherung	10.6	4.3

LEADING LIFE INSURANCE COMPANIES, 2009

Company	Gross written premiums	
	LTL Mn	USD Mn
Swedbank Life Insurance	152.6	61.4
SEB gyvybes draudimas	101.4	40.8
Aviva Lietuva	84.0	33.8
SE Sampo Life Insurance Baltic	56.1	22.6
ERGO Lietuva gyvybes draudimas	52.9	21.3
Bonum Publicum	16.8	6.8
PZU Lietuva gyvybes draudimas	15.2	6.1
Compensa Life Vienna	12.4	5.0
AMPLICO Life (AIG Life)	8.6	3.4
Vital Forsikring ASA	3.0	1.2

ASSOCIATION:

Association of Lithuanian Insurers
Vytenio g 50
03229 Vilnius
Tel: (370) 2310-381
www.draudikai.lt

REGULATORY BODY:

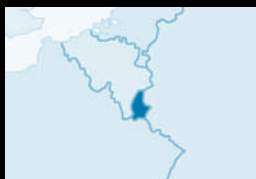
Insurance Supervisory Authority
Insurance Supervisory Commission
(DPK)
Ukmerges g 222
07157 Vilnius
Tel: (370) 05-243-13-70
Fax: (370) 05-272-36-89

DIRECT PREMIUMS WRITTEN, 2010

Total premiums:	595 (U.S. \$ millions)
Nonlife premiums:	388
Life premiums:	207

Sources: Swiss Re (premium data); Axco Insurance Information Services (leading cos.); U.S. Central Intelligence Agency (economic/demographic data).

*Based on Purchasing Power Parity calculations, which take into account the relative cost of living and inflation rates of countries.



POPULATION

503,302 (est. July 2011)

GDP*

\$40.81 billion (est. 2010)

LEADING NONLIFE INSURANCE COMPANIES, 2009

Company	Gross written premiums	
	EUR Mn	USD Mn
Foyer Assurances	240.0	333.4
La Luxembourgeoise	168.9	234.7
AXA Assurances Luxembourg	93.2	129.5
Baloise Assurances Luxembourg	36.5	50.7
P&V Assurances	33.1	46.0
Fortis Luxembourg IARD	21.9	30.4
Allianz Insurance Luxembourg	19.1	26.5
DKV	18.9	26.3
Chartis Europe	17.6	24.5
AME Lux	8.6	11.9

LEADING LIFE INSURANCE COMPANIES, 2009

Company	Gross written premiums	
	EUR Mn	USD Mn
Swiss Life	207.5	288.2
Sogelife	177.6	246.7
Cardif Luxembourg International	153.3	213.0
Dexia Life & Pensions	110.3	153.2
La Luxembourgeois e Life	103.7	144.1
Atraplan Luxembourg	95.6	132.8
Foyer Group	79.7	110.7
Fortis Luxembourg Vie	60.7	84.3
AXA Assurances Vie	57.2	79.5
Baloise Group	35.2	48.9

ASSOCIATION:

Insurance Companies' Association
Association des Compagnies
d'Assurances
75 Rue de Mamer
LU - 8081 Bertrange
Tel: (352) 44-21-44-28
Fax: (352) 44-02-89
www.aca.lu

REGULATORY BODY:

Commissariat aux Assurances
7 Boulevard Royal
L - 2449
Tel: (352) 22-69-11
Fax: (352) 22-69-10

DIRECT PREMIUMS WRITTEN, 2010

Total premiums:	33,011 (U.S. \$ millions)
Nonlife premiums:	3,100
Life premiums:	29,911

Sources: Swiss Re (premium data); Axco Insurance Information Services (leading cos.); U.S. Central Intelligence Agency (economic/demographic data).

*Based on Purchasing Power Parity calculations, which take into account the relative cost of living and inflation rates of countries.



POPULATION

573,003 (est. July 2011)

GDP*

\$18.47 billion (est. 2010)

LEADING INSURANCE COMPANIES

Data not available

DIRECT PREMIUMS WRITTEN, 2010

Total premiums:	514
Nonlife premiums:	129
Life premiums:	384



POPULATION

28,728,607 (est. July 2011)

GDP*

\$416.70 billion (est. 2010)

LEADING NONLIFE INSURANCE COMPANIES, 2008

Company	Gross written premiums	
	MYR Mn	USD Mn
Kurnia	1,067.9	320.1
Allianz General	892.8	267.6
MSIG	747.1	224.0
Etiqa	652.5	195.6
Tokio Marine	570.6	171.1
AmAssurance	533.6	160.0
Lonpac	492.9	147.8
Berjaya Sampo	406.6	121.9
Uni. Asia General	401.8	120.5
Malaysia Assurance Alliance	356.4	106.9

LEADING LIFE INSURANCE COMPANIES, 2008

Company	Gross written premiums	
	MYR Mn	USD Mn
Great Eastern	4,476.3	1,341.9
Prudential	2,597.2	778.6
AIA	1,962.9	588.5
ING	1,525.6	457.3
MAA	797.9	239.2
Hong Leong	732.6	219.6
Allianz Life	493.5	147.9
MCIS Zurich	416.1	124.7
Asia Life	390.3	117.0
Manulife	361.9	108.5

ASSOCIATION:

General Insurance Association of Malaysia
Persatuan Insuran Am Malaysia (PIAM)
3rd Floor Wisma PIAM
150 Jalan Tun Sambathan
50470 Kuala Lumpur
Tel: (60) 2274-7395
Fax: (60) 2274-5910
www.piam.org.my

REGULATORY BODY:

Insurance Regulation Department
8th Floor, Block A, Bank Negara
Malaysia
Jalan Dato' Onn
50480 Kuala Lumpur
Tel: (60) 3-2698-8044
Fax: (60) 3-2694-5986

DIRECT PREMIUMS WRITTEN, 2010

Total premiums:	\$11,779 (U.S. \$ millions)
Nonlife premiums:	3,868
Life premiums:	7,910

Sources: Swiss Re (premium data); Axco Insurance Information Services (leading cos.); U.S. Central Intelligence Agency (economic/demographic data).

*Based on Purchasing Power Parity calculations, which take into account the relative cost of living and inflation rates of countries.



POPULATION

408,333 (est. July 2011)

GDP*

\$11.76 billion (est. 2010)

LEADING NONLIFE INSURANCE COMPANIES

Data not available

LEADING LIFE INSURANCE COMPANIES, 2005

Company	Gross written premiums	
	MTL Mn	USD Mn
Middlesea Valletta	39.3	113.7
HSBC Life	17.0	49.2
GlobalCapital	3.8	11.0
Middlesea Insurance	0.6	1.7
Citadel	0.3	0.9

ASSOCIATION:

Malta Insurance Association
43a/2 St Paul's Buildings
West Street
Valletta VLT 12
Tel: (356) 21-232-640
Fax: (356) 21-248-388

REGULATORY BODY:

Malta Financial Services Authority
Triq Notabile
BKR14
Tel: (356) 21-441-155
Fax: (356) 21-441-188

DIRECT PREMIUMS WRITTEN, 2010

Total premiums:	1,465 (U.S. \$ millions)
Nonlife premiums:	1,009
Life premiums:	456

Sources: Swiss Re (premium data); Axco Insurance Information Services (leading cos.); U.S. Central Intelligence Agency (economic/demographic data).

*Based on Purchasing Power Parity calculations, which take into account the relative cost of living and inflation rates of countries.



POPULATION

113,724,226 (est. July 2011)

GDP*

\$1,560.00 billion (est. 2010)

LEADING NONLIFE INSURANCE COMPANIES, 2009

Company	Gross written premiums	
	MXN Mn	USDMn
AXA Seguros	13,480.7	997.6
Qualitas	8,823.9	653.0
GNP	8,589.7	635.7
Mapfre Tepeyac	5,335.9	394.9
Aba/Seguros	4,852.0	359.1
BBVA Bancomer	3,888.8	287.8
Banorte Generali	3,745.6	277.2
Zurich	3,303.2	244.5
AIG Mexico Interamericana (Chartis)	3,239.7	239.7

LEADING LIFE INSURANCE COMPANIES, 2009

Company	Gross written premiums	
	MXN Mn	USD Mn
Metlife México	34,479.1	2,551.6
BBVA Bancomer	16,684.0	1,234.7
AXA Seguros	11,889.4	879.9
Monterrey New York Life	11,662.4	863.1
G.N.P.	9,538.4	705.9
ProFuturo G.N.P.	8,630.8	638.7
Banamex	7,954.6	588.7
Banorte Generali	6,637.3	491.2
Inbursa	6,097.4	451.2
Argos AEGON	2,559.6	189.4

ASSOCIATION:

Mexican Association of Insurance
Institutions
Asociacion Mexicana de Instituciones
de Seguros AC
Francisco I Madero 21
Colonia Tlacopac San Angel
01040 Mexico DF
Tel: (52) 5662-6161
Fax: (52) 5662-8036
www.amis.com.mx

REGULATORY BODY:

Comision Nacional de Seguros y
Fianzas
Av. Insurgentes Sur No 1971
Torre Norte 2, Piso 3
Colonia Guadalupe Inn
01020 Mexico City D.F.
Tel: (52) 55-5-724-7494
Fax: (52) 55-5-724-7602

DIRECT PREMIUMS WRITTEN, 2010

Total premiums:	19,196 (U.S. \$ millions)
Nonlife premiums:	10,250
Life premiums:	8,945

Sources: Swiss Re (premium data); Axco Insurance Information Services (leading cos.); U.S. Central Intelligence Agency (economic/demographic data).

*Based on Purchasing Power Parity calculations, which take into account the relative cost of living and inflation rates of countries.



POPULATION

31,968,361 (est. July 2011)

GDP*

\$153.80 billion (est. 2010)

LEADING NONLIFE INSURANCE COMPANIES, 2009

Company	Gross written premiums	
	MAD Mn	USD Mn
RMA Watanya	2,514.7	312.1
Axa Assurance Maroc	2,477.8	307.5
CNIA Assurance	2,318.1	287.7
Wafa Assurance	1,716.8	213.1
Sanad	1,142.3	141.8
Atlanta	1,065.1	132.2
Zurich	794.9	98.7
CAT	628.0	77.9
MCMA	354.3	44.0
MAMDA	329.0	40.8

LEADING LIFE INSURANCE COMPANIES, 2009

Company	Gross written premiums	
	MAD Mn	USD Mn
Wafa Assurance	2,581.0	320.3
RMA Watanya	1,691.4	209.9
Marocaine Vie	808.3	100.3
Axa Assurance Maroc	583.4	72.4
CNIA Assurance	512.0	63.6
MCMA	399.0	49.5
Atlanta	66.6	8.3
Sanad	51.3	6.4
Zurich	25.9	3.2

ASSOCIATION:

Federation Marocaine des Societes
d'Assurances et de Reassurance
(FMSAR)

154, Boulevard d'Anfa

Casablanca

Tel: (212) 39-1850

Fax: (212) 39-1854

REGULATORY BODY:

Ministère des Finances Direction
des Assurances et de la
Prevoyance Sociale

Quartier Administratif Chellah

Rabat

Tel: (212) 37-67-7482

Fax: (212) 37-67-7544

DIRECT PREMIUMS WRITTEN, 2010

Total premiums: 2,592 (U.S. \$ millions)

Nonlife premiums: 1,764

Life premiums: 827

Sources: Swiss Re (premium data); Axco Insurance Information Services (leading cos.); U.S. Central Intelligence Agency (economic/demographic data).

*Based on Purchasing Power Parity calculations, which take into account the relative cost of living and inflation rates of countries.



POPULATION

2,147,585 (est. July 2011)

GDP*

\$14.64 billion (est. 2010)

LEADING NONLIFE INSURANCE COMPANIES, 2009

Company	Gross written premiums	
	ZAR Mn	USD Mn
Santam	373.0	44.0
M&F	339.9	40.1
Hollard	242.1	28.6
Corporate Guarantee	127.3	15.0
Western	91.0	10.7
Legal Shield	48.6	5.7
Swabou	46.8	5.5
Prosperity	30.2	3.6
Guardrisk	29.2	3.5
Nasria	14.0	1.7

LEADING LIFE INSURANCE COMPANIES, 2009

Company	Gross written premiums	
	ZAR Mn	USD Mn
OMLAC	1,798.7	212.3
SLN Closed fund	751.0	88.6
Metroplitan	488.7	57.7
Sanlam Namibia	458.1	54.1
Investment Solutions	331.4	39.1
Momentum	183.0	21.6
Prosperity	74.9	8.8
PPS	60.7	7.2
Namlife	60.3	7.1
Trust Co Life	44.3	5.2

ASSOCIATION:

Namibia Insurance Association
PO Box 151
Windhoek
Namibia

REGULATORY BODY:

Namibia Financial Supervisory
Authority
(NAMFISA)
154 Independence Avenue
Sanlam Centre, 8th Floor
PO Box 21250
Windhoek
Tel: (264) 61-290-5000

DIRECT PREMIUMS WRITTEN, 2010

Total premiums:	887 (U.S. \$ millions)
Nonlife premiums:	277
Life premiums:	610

Sources: Swiss Re (premium data); Axco Insurance Information Services (leading cos.); U.S. Central Intelligence Agency (economic/demographic data).

*Based on Purchasing Power Parity calculations, which take into account the relative cost of living and inflation rates of countries.

Netherlands



POPULATION

16,847,007 (est. July 2011)

GDP*

\$680.40 billion (est. 2010)

LEADING NONLIFE INSURANCE COMPANIES, 2009

Company	Gross written premiums	
	EUR Mn	USD Mn
Centrale Zorgverzekeraars Groep, Zorgverzekeraar u.a. OWM	5,024.5	6,980.4
Menzis Zorgverzekeraar u.a. OWM	3,879.1	5,389.1
VGZ Zorgverzekeraar NV	3,768.3	5,235.1
Zilveren Kruis Achmea Zorgverzekeringen	3,152.6	4,379.8
Agis Zorgverzekeringen NV	2,859.1	3,972.1
Interpolis Schade NV	1,610.3	2,237.2
Achmea Schade NV	1,452.0	2,017.3
Groene Land PWZ Achmea Zorgverzekeringen NV	1,447.8	2,011.4
Unive Zorg NV	1,447.4	2,010.9
IZA Zorg verzekeraar NV	1,358.8	1,887.7

LEADING LIFE INSURANCE COMPANIES, 2009

Company	Gross written premiums	
	EUR Mn	USD Mn
Nationale-Nederlanden Levensverzekering Maatschappij N.V.	3,903.4	5,422.9
SRLEV N.V.	3,463.9	4,812.3
AEGON Levens verzekering N.V.	2,753.1	3,824.8
Achmea Pensioen en Levensverzekering N.V.	2,581.4	3,586.3
ASR Levens verzekering N.V.	1,799.9	2,500.5
Delta Lloyd Levensverzekering N.V.	1,646.9	2,288.0
Interpolis BTL N.V.	1,488.4	2,067.8
ABN AMRO Levensverzekering N.V.	506.5	703.7
RVS Levens verzekering N.V.	499.1	693.4
Amersfoortse Levensverzekering Maatschappij N.V.	392.4	545.1

ASSOCIATION:

Insurance Companies Association
Verbond Van Verzekeraars
Bordewijklaan 2
2591 XR Den Haag
Tel: (31) 33-8500
Fax: (31) 33-8510
www.verzekeraars.nl

REGULATORY BODY:

Supervisory Authority
De Nederlandsche Bank
John F Kennedylaan 32
7312 PS Apeldoorn
Tel: (31) 55-357-66-77
Fax: (31) 55-357-69-06

DIRECT PREMIUMS WRITTEN, 2010

Total premiums:	97,057 (U.S. \$ millions)
Nonlife premiums:	71,954
Life premiums:	25,102

Sources: Swiss Re (premium data); Axco Insurance Information Services (leading cos.); U.S. Central Intelligence Agency (economic/demographic data).

*Based on Purchasing Power Parity calculations, which take into account the relative cost of living and inflation rates of countries.

New Zealand



POPULATION

4,290,347 (est. July 2011)

GDP*

\$119.20 billion (est. 2010)

LEADING NONLIFE INSURANCE COMPANIES, 2009

Company	Gross written premiums	
	NZD Mn	USD Mn
IAG New Zealand	1,192.1	745.1
Vero Insurance	798.3	499.0
AMI Insurance	323.6	202.3
Lumley General	322.2	201.4
TOWER Insurance	159.3	99.6
Farmers' Mutual	128.7	80.4
Chartis	116.0	72.5
Allianz New Zealand	98.8	61.8
Zurich New Zealand	83.6	52.3
ACE Insurance	64.2	40.1

LEADING LIFE INSURANCE COMPANIES, 2008

Company	Gross written premiums	
	NZD Mn	USD Mn
Sovereign Assurance	456.0	320.4
AXA New Zealand	214.0	150.4
AMP	211.7	148.8
Asteron Life	126.2	88.7
AIG Life	90.8	63.8
TOWER	79.6	56.0
Westpac Investment	74.1	52.1
Fidelity Life Assurance	70.5	49.6
CIGNA Life	59.3	41.7
ING	52.2	36.7

ASSOCIATION:

Insurance Council of New Zealand Inc
Guardian Assurance House
111-115 Customhouse Quay
PO Box 474
Wellington
Tel: (64) 472-5230
Fax: (64) 473-3011
www.icnz.org.nz

REGULATORY BODY:

Ministry of Economic Development
Insurance and Superannuation Unit
Level 6, 33 Bowen Street,
Wellington
Tel: (64) 4-913-3651
Fax: (64) 4-913-3652

DIRECT PREMIUMS WRITTEN, 2010

Total premiums:	\$8,336 (U.S. \$ millions)
Nonlife premiums:	6,998
Life premiums:	1,339

Sources: Swiss Re (premium data); Axco Insurance Information Services (leading cos.); U.S. Central Intelligence Agency (economic/demographic data).

*Based on Purchasing Power Parity calculations, which take into account the relative cost of living and inflation rates of countries.

Nigeria



POPULATION

155,215,573 (est. July 2011)

GDP*

\$369.80 billion (est. 2010)

LEADING NONLIFE INSURANCE COMPANIES, 2008

Company	Gross written premiums	
	NGN Mn	USD Mn
Leadway	19,782.9	166.9
Industrial and General	6,308.8	53.2
WAPIC	5,196.5	43.8
STACO	4,375.1	36.9
Zenith General	4,263.0	36.0
Custodian and Allied	4,102.1	34.6
NEM	4,002.0	33.8
AIICO	3,893.1	32.8
Sovereign Trust	3,811.8	32.2
Law Union and Rock	3,708.5	31.3

LEADING LIFE INSURANCE COMPANIES, 2008

Company	Gross written premiums	
	NGN Mn	USD Mn
AIICO	3,581.2	30.2
Niger Insurance	2,400.2	20.3
Industrial and General	2,118.9	17.9
Capital Express	2,086.6	17.6
Leadway	1,931.7	16.3
Unic	1,679.1	14.2
Zentih General	1,585.8	13.4
Mutual Benefit	1,287.7	10.9
Standard Alliance	1,214.0	10.2
Crusader	1,110.5	9.4

ASSOCIATION:

Nigerian Insurers Association (NIA)
42 Saka Tinubu Street
Victoria Island
PO Box 9551
Lagos
Tel: (234) 262-9616
Fax: (234) 262-1298
www.nigeriainsurers.com

REGULATORY BODY:

National Insurance Commission Head Office
Shippers' Plaza Michael Okpara St.
Wuse Zone 5
P.M.B 457, Garki
Abuja
Tel: (234) 09-523-8268
Fax: (234) 09-523-8260

DIRECT PREMIUMS WRITTEN, 2010

Total premiums:	1,196 (U.S. \$ millions)
Nonlife premiums:	1,008
Life premiums:	188

Sources: Swiss Re (premium data); Axco Insurance Information Services (leading cos.); U.S. Central Intelligence Agency (economic/demographic data).

*Based on Purchasing Power Parity calculations, which take into account the relative cost of living and inflation rates of countries.



POPULATION

4,691,849 (est. July 2011)

GDP*

\$276.40 billion (est. 2010)

LEADING NONLIFE INSURANCE COMPANIES, 2010

Company	Gross written premiums	
	NOK Mn	USD Mn
Gjensidige	11,993.9	1,984.4
If Skadeforsikring	11,048.9	1,828.1
Tryg	7,346.3	1,215.5
SpareBank 1 Skadeforsikring	4,357.0	720.9
Terra Forsikring	1,746.0	288.9
Codan	1,226.7	203.0
DnB NOR Skadeforsikring	1,134.9	187.8
Storebrand	582.4	96.4
Frende Skadeforsikring	570.0	94.3
KLP Forsikring	565.6	93.6

LEADING LIFE INSURANCE COMPANIES, 2010

Company	Gross written premiums	
	NOK Mn	USD Mn
KLP	20,292.6	3,357.5
Vital Forsikring	16,149.1	2,671.9
Storebrand Livsforsikring	15,255.5	2,524.1
Nordea Liv	4,770.6	789.3
SpareBank 1 Livsforsikring	3,109.6	514.5
Oslo Pensjonsforsikring	2,946.7	487.6
Gjensidige Forsikring	1,438.3	238.0
Gjensidige Pensjon	980.3	162.2
Danica Pensjonsforsikring	778.9	128.9
Tryg Fors	605.6	100.2

ASSOCIATION:

Norwegian Insurance Association
Finansnaeringens Hovedorganisasjon
(FNH)
Hanstensgate 2
Postboks 2473 Solli
Oslo 2
Tel: (47) 23-28-42-00
Fax: (47) 23-28-42-01
www.fnh.no

REGULATORY BODY:

Kredittilsynet
Insurance Supervisory Authority
Ostensjovn. 43; PO Box 100
N-0611 Oslo
Tel: (47) 22-93-9800
Fax: (47) 22-63-0226

DIRECT PREMIUMS WRITTEN, 2010

Total premiums:	19,780 (U.S. \$ millions)
Nonlife premiums:	8,644
Life premiums:	11,137

Sources: Swiss Re (premium data); Axco Insurance Information Services (leading cos.); U.S. Central Intelligence Agency (economic/demographic data).

*Based on Purchasing Power Parity calculations, which take into account the relative cost of living and inflation rates of countries.



POPULATION

3,027,959 (est. July 2011)

GDP*

\$76.53 billion (est. 2010)

LEADING NONLIFE INSURANCE COMPANIES, 2009

Company	Gross written premiums	
	OMR Mn	USD Mn
Dhofar	55.2	143.6
Al Ahlia	26.8	69.7
New India	14.6	38.1
Oman United	13.7	35.6
Royal SunAlliance	11.7	30.5
Al Madina Gulf	10.9	28.2
Vision	9.5	24.6
AXA	8.7	22.7
National Life & General	8.0	20.8
Falcon	7.9	20.6

LEADING LIFE INSURANCE COMPANIES, 2009

Company	Gross written premiums	
	OMR Mn	USD Mn
National Life & General	14.2	36.9
Oman United	6.4	16.6
American Life	6.2	16.0
Muscat Life	5.0	12.9
Dhofar	3.1	8.0
Falcon	1.7	4.4
Life Insurance Corporation International	1.6	4.3
Al Madina Gulf	1.2	3.0
AXA	0.9	2.2
Arabia Insurance	0.3	0.7

ASSOCIATION:

Capital Markets Authority
Sultanate of Oman
PO Box 3359
Tel: (968) 2482-3258
Fax: (968) 2481-7471

REGULATORY BODY:

Capital Market Authority
ICMA Building
PO Box No.3359
Ruwi 112
Tel: (968) 2-482-3600
Fax: (968)2-4816-260

DIRECT PREMIUMS WRITTEN, 2010

Total premiums:	758 (U.S. \$ millions)
Nonlife premiums:	629
Life premiums:	129

Sources: Swiss Re (premium data); Axco Insurance Information Services (leading cos.); U.S. Central Intelligence Agency (economic/demographic data).

*Based on Purchasing Power Parity calculations, which take into account the relative cost of living and inflation rates of countries.

Pakistan



POPULATION

187,342,721 (est. July 2011)

GDP*

\$451.20 billion (est. 2010)

LEADING NONLIFE INSURANCE COMPANIES, 2009

Company	Gross written premiums	
	PKR Mn	USD Mn
EFU General	9,614.0	117.7
Adamjee Insurance	8,802.6	107.7
New Jubilee	4,030.6	49.3
IGI	1,151.8	14.1
Askari General	1,107.7	13.6
Atlas (excl. Muslim Insurance)	910.7	11.2
New Hampshire	850.0	10.4
United Insurance of Pakistan	715.0	8.8
Habib	702.9	8.6
Premier Insurance of Pakistan	670.4	8.2

LEADING LIFE INSURANCE COMPANIES, 2009

Company	Gross written premiums	
	PKR Mn	USD Mn
State Life	28,366.9	347.2
EFU Life	7,257.6	88.8
New Jubilee	4,384.1	53.7
ALICO	1,348.2	16.5
East West Life	241.9	3.0

ASSOCIATION:

Insurance Association of Pakistan
Jamshed Katrak
Chambers G Allana Road
PO Box 4932
Karachi 74000
Tel: (92) 231-1782
Fax: (92) 231-0798

REGULATORY BODY:

Insurance Division
Securities and Exchange Commission
10th Floor, NICL Building
Jinnah Avenue
Islamabad 44000
Tel: (92) 51-920-7091
Fax: (92) 51-920-4915

DIRECT PREMIUMS WRITTEN, 2010

Total premiums:	1,130 (U.S. \$ millions)
Nonlife premiums:	544
Life premiums:	587

Sources: Swiss Re (premium data); Axco Insurance Information Services (leading cos.); U.S. Central Intelligence Agency (economic/demographic data).

*Based on Purchasing Power Parity calculations, which take into account the relative cost of living and inflation rates of countries.



POPULATION

3,460,462 (est. July 2011)

GDP*

\$44.82 billion (est. 2010)

LEADING NONLIFE INSURANCE COMPANIES, 2009

Gross written premiums	
Company	USD Mn
Internacional de Seguros	117.7
ASSA	79.9
Asseguradora Mundial de Panama	62.8
Ancon	49.0
Assicurazioni Genera	35.3
HSBC Seguros	31.7
Suramericana	27.8
National Union Fire	25.2
Seguros Fedpa	12.9
Asseguradora Global	9.6

LEADING LIFE INSURANCE COMPANIES, 2009

Gross written premiums	
Company	USD Mn
Aseguradora Mundial de Panama	77.2
ASSA	60.5
American Life	56.0
Internacional de Seguros	54.0
Assicurazioni Generali	27.5
Pan American Life Insurance de Panama	22.8
HSBC Seguros	19.4
World Wide Medical Assurance	18.4
Suramericana	11.8
Aseguradora Ancon	8.0

ASSOCIATION:

Panamanian Insurance Association
Asociacion Panamena de Aseguradores
(APADEA)
Apartado Postal 7465
Calle Venezuela 46-113
Panama 5
Tel: (507) 225-4445
Fax: (507) 225-8259
www.apadea.com

REGULATORY BODY:

Superintendency of Insurance
Superintendencia de
Seguros y Reaseguros
Apartado 832-1683 WTC
Calle 51 y Rdo Arias
Campo Alegre
Panama
Tel: (507) 214-7484
Fax: (507) 214-7482

DIRECT PREMIUMS WRITTEN, 2010

Total premiums:	919 (U.S. \$ millions)
Nonlife premiums:	686
Life premiums:	233

Sources: Swiss Re (premium data); Axco Insurance Information Services (leading cos.); U.S. Central Intelligence Agency (economic/demographic data).

*Based on Purchasing Power Parity calculations, which take into account the relative cost of living and inflation rates of countries.



POPULATION

29,248,943 (est. July 2011)

GDP*

\$277.20 billion (est. 2010)

LEADING NONLIFE INSURANCE COMPANIES, 2010

Company	Gross written premiums	
	PEN Mn	USD Mn
Rimac	1,475.6	522.3
El Pacifico Peruano Suiza	925.0	327.4
Mapfre Peru	488.1	172.8
La Positiva	422.1	149.4
El Pacifico Vida	68.1	24.1
Cardif	41.0	14.5
ACE	39.4	14.0
Mapfre Peru Vida	39.2	13.9
Interseguro	34.7	12.3
Secrex	27.0	9.5

LEADING LIFE INSURANCE COMPANIES, 2010

Company	Gross written premiums	
	PEN Mn	USD Mn
Rimac	721.2	255.3
El Pacifico Vida	713.4	252.5
InVita	500.6	177.2
Interseguro	436.5	154.5
La Positiva Vida	350.9	124.2
Mapfre Peru Vida	128.0	45.3
Protecta	79.4	28.1
Cardif	23.5	8.3
ACE	22.5	8.0

ASSOCIATION:

Panamanian Insurance Association
Asociacion Peruana de Empresas de
Corredores de Seguros
(APECOSE)
Arias Araguez 146
San Antonio
Miraflores
Lima
Tel: (51) 446-0295
Fax: (51) 447-0678

REGULATORY BODY:

Superintendencia de Banca y Seguros
Camino Real 390
Torre Central Piso 17
San Isidro
Lima 27
Tel: (51) 1-421-1220
Fax: (51) 1-471 5150

DIRECT PREMIUMS WRITTEN, 2010

Total premiums:	2,320 (U.S. \$ millions)
Nonlife premiums:	1,201
Life premiums:	1,118

Sources: Swiss Re (premium data); Axco Insurance Information Services (leading cos.); U.S. Central Intelligence Agency (economic/demographic data).

*Based on Purchasing Power Parity calculations, which take into account the relative cost of living and inflation rates of countries.

Philippines



POPULATION

101,833,938 (est. July 2011)

GDP*

\$353.20 billion (est. 2010)

LEADING NONLIFE INSURANCE COMPANIES, 2009

Company	Gross written premiums	
	PHP Mn	USD Mn
Malayan Insurance	6,118.9	128.3
Prudential Guarantee	3,133.1	65.7
BPI/MS	2,689.9	56.4
Standard Insurance	2,545.6	53.4
Pioneer Insurance	2,178.0	45.7
Chartis	1,717.5	36.0
MAPFRE Asian	1,542.2	32.3
Phil. Charter	1,516.2	31.8
UCPB General	1,515.0	31.8
Federal Phoenix	1,501.7	31.5

LEADING LIFE INSURANCE COMPANIES, 2009

Company	Gross written premiums	
	PHP Mn	USD Mn
Philamlife	10,892.9	228.5
Sun Life	9,565.9	200.6
Insular Life	6,183.8	129.7
Philippine AXA	4,440.5	93.1
BPI Philam Life	3,602.8	75.6
Pru Life	3,523.8	73.9
Generali Pilipinas Life	3,213.4	67.4
Manufacturers life	3,190.1	66.9
Great Pacific Life	2,274.8	47.7
United Coconut Planters	1,841.5	38.6

ASSOCIATION:

Philippines Insurance and Reinsurance Association
(PIRA)
Regina Building
Escolta
Manila
Tel: (63) 241-5847
Fax: (63) 241-6587

REGULATORY BODY: Insurance Supervisory Authority
Insurance Commission
1071 United Nations Avenue
Manila
Tel: (63) 2-524-6096
Fax: (63) 2-522-1434

DIRECT PREMIUMS WRITTEN, 2010

Total premiums:	2,134 (U.S. \$ millions)
Nonlife premiums:	790
Life premiums:	1,344

Sources: Swiss Re (premium data); Axco Insurance Information Services (leading cos.); U.S. Central Intelligence Agency (economic/demographic data).

*Based on Purchasing Power Parity calculations, which take into account the relative cost of living and inflation rates of countries.



POPULATION

38,441,588 (est. July 2011)

GDP*

\$725.20 billion (est. 2010)

LEADING NONLIFE INSURANCE COMPANIES, 2009

Company	Gross written premiums	
	PLN Mn	USD Mn
PZU	7,791.2	2,434.7
Ergo Hestia	2,183.9	682.5
Warta	1,859.5	581.1
Allianz Polska	1,601.6	500.5
HDI Asekuracja	839.0	262.2
UNIQA	770.4	240.8
Interrisk	769.1	240.3
Generali	730.5	228.3
Compensa	723.0	225.9
Moje Towarzystwo Ubezpieczen	453.3	141.6

LEADING LIFE INSURANCE COMPANIES, 2009

Company	Gross written premiums	
	PLN Mn	USD Mn
PZU Zycie	9,918.2	3,178.8
TUnZ EUROPA	2,692.9	863.1
TUnZ Warta	2,606.5	835.4
ING TUnZ	2,548.5	816.8
Allianz Zycie	1,855.6	594.7
Aviva	1,666.1	534.0
Amplico AIG	1,562.9	500.9
Nordea Polska	1,212.0	388.4
Generali Zycie	1,209.4	387.6
UNIQA	960.8	307.9

ASSOCIATION:

Polska Izba Ubezpieczen (PIU)
Polish Chamber of Insurance
Palace of Culture and Science
11th Floor
1 Defilad Sq
00-901 Warsaw
Tel: (48) 656-79-88
Fax: (48) 656-67-90
www.piu.com.pl

REGULATORY BODY: Insurance Supervisory Authority
KNF Research Social Communication
& Information Department
Niedzwiedzia 6E
02-737 Warsaw
Tel: (48) 22-548-72-40
Fax: (48) 22-528-98-71

DIRECT PREMIUMS WRITTEN, 2010

Total premiums:	17,763 (U.S. \$ millions)
Nonlife premiums:	8,786
Life premiums:	8,977

Sources: Swiss Re (premium data); Axco Insurance Information Services (leading cos.); U.S. Central Intelligence Agency (economic/demographic data).

*Based on Purchasing Power Parity calculations, which take into account the relative cost of living and inflation rates of countries.



POPULATION

10,760,305 (est. July 2011)

GDP*

\$247.00 billion (est. 2010)

LEADING NONLIFE INSURANCE COMPANIES, 2009

Company	Gross written premiums	
	EUR Mn	USD Mn
Fidelidade-Munidal	744.9	1,034.8
Imperio Bonanca	409.1	568.4
AXA Portugal Seguros	347.8	483.2
Tranquilidade	308.6	428.7
Zurich	304.7	423.3
Allianz Portugal	287.4	399.3
Lusitania	231.8	322.0
Ocidental Seguros	197.9	274.9
Acoreana	180.4	250.6
Liberty Seguros	160.3	222.7

LEADING LIFE INSURANCE COMPANIES, 2009

Company	Gross written premiums	
	EUR Mn	USD Mn
Fidelidade Mundial	3,098.1	4,304.2
Ocidental Vida	2,162.8	3,004.7
BES-Vida	1,280.9	1,779.6
Santander Totta Seguros	924.0	1,283.7
BPI Vida	690.2	958.8
AXA Portugal Vida	228.7	317.8
Acoreana	226.0	314.0
CA Vida	212.7	295.5
Eurovida	167.4	232.6
Allianz Portugal	158.8	220.7

ASSOCIATION:

Portuguese Insurance Companies Association
 Associacao Portuguesa de Seguradores (APS)
 Rua Rodrigo da Fonseca 41
 1250-190 Lisbon
 Tel: (351) 213-848-100
 Fax: (351) 213-831-422
www.apseguradores.pt

REGULATORY BODY:

Instituto de Seguros de Portugal
 Av. de Berna 19
 1050-037 Lisbon
 Tel: (351) 21-790-3100
 Fax: (351) 21-793-8568

DIRECT PREMIUMS WRITTEN, 2010

Total premiums:	21,780 (U.S. \$ millions)
Nonlife premiums:	5,580
Life premiums:	16,199

Sources: Swiss Re (premium data); Axco Insurance Information Services (leading cos.); U.S. Central Intelligence Agency (economic/demographic data).

*Based on Purchasing Power Parity calculations, which take into account the relative cost of living and inflation rates of countries.



POPULATION

848,016 (est. July 2011)

GDP*

\$122.20 billion (est. 2010)

LEADING NONLIFE INSURANCE COMPANIES, 2007

Company	Gross written premiums	
	QAR Mn	USD Mn
Qatar Insurance Company	1,518.4	417.1
Qatar General	818.4	224.8
Al-Kahleej	260.0	71.4
Doha	252.6	69.4
QIIC	159.4	43.8

LEADING NONLIFE INSURANCE COMPANIES, 2009

Data not available.

REGULATORY BODY: Insurance Supervisor
 Ministry of Economy & Commerce
 PO 1968
 West Bay
 Tel: (974) 4461-444
 Fax: (974) 4432-873

DIRECT PREMIUMS WRITTEN, 2010

Total premiums:	933 (U.S. \$ millions)
Nonlife premiums:	933
Life premiums:	N/A

Sources: Swiss Re (premium data); Axco Insurance Information Services (leading cos.); U.S. Central Intelligence Agency (economic/demographic data).

*Based on Purchasing Power Parity calculations, which take into account the relative cost of living and inflation rates of countries.



POPULATION

21,904,551 (est. July 2011)

GDP*

\$253.30 billion (est. 2010)

LEADING NONLIFE INSURANCE COMPANIES, 2009

Company	Gross written premiums	
	RON Mn	USD Mn
Allianz-Tiriac	1,198.3	393.0
Omniasig	1,114.4	365.5
Astra	784.8	257.4
Groupama	771.6	253.1
BCR Asigurari	576.1	188.9
Asirom	566.0	185.6
Unita	486.6	159.6
Generali	417.2	136.8
Ardaf	327.3	107.4
Euroins Romania	290.6	95.3

LEADING LIFE INSURANCE COMPANIES, 2009

Company	Gross written premiums	
	RON Mn	USD Mn
ING Asigurari de Viata	524.1	171.9
BCR Asigurari de Viata	255.1	83.7
AIG Life	217.0	71.2
AVIVA	103.1	33.8
ASIROM	97.0	31.8
Allianz-Tiriac	87.6	28.7
Generali	84.4	27.7
Asiban	78.9	25.9
Grawe Romania	74.0	24.3
Eureko	34.0	11.2

ASSOCIATION:

National Union of Insurance and Reinsurance Companies of Romania – UNSA
Bd Libertatii 12
Bl 113, Sc 3, Ap 68
Sector 4
Bucharest
Tel: (40) 317-7830
Fax: (40) 317-7832
www.unsar.ro

REGULATORY BODY: Insurance Supervisory Commission – CSA

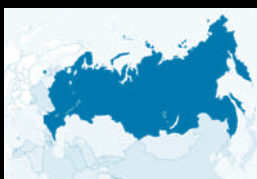
18 Amiral Constantin Balescu Street
Bucharest
Tel: (40) 21-316-7880
Fax: (40) 21-316-7864
www.csa-isc.ro

DIRECT PREMIUMS WRITTEN, 2010

Total premiums:	2,632 (U.S. \$ millions)
Nonlife premiums:	2,117
Life premiums:	515

Sources: Swiss Re (premium data); Axco Insurance Information Services (leading cos.); U.S. Central Intelligence Agency (economic/demographic data).

*Based on Purchasing Power Parity calculations, which take into account the relative cost of living and inflation rates of countries.



POPULATION

138,739,892 (est. July 2011)

GDP*

\$2,229.00 billion (est. 2010)

LEADING NONLIFE INSURANCE COMPANIES, 2009

Company	Gross written premiums	
	RUB Mn	USD Mn
Ingosstrakh	44,634.2	1,795.9
Sogaz	38,886.1	1,564.7
Reso-Garantiya	30,310.9	1,219.6
Rosno	19,826.8	797.8
Voenno-Strakhovaya a Kompaniya	19,525.1	785.6
Alfa Strakhovanie	19,308.8	776.9
Rosgosstrakh-Stolitsa	14,387.9	578.9
Uralsib	12,281.2	494.2
Renaissance	10,333.0	415.8
Zhaso	9,536.1	383.7

LEADING LIFE INSURANCE COMPANIES, 2009

Company	Gross written premiums	
	RUB Mn	USD Mn
Alico	2,662.4	83.9
Rosgosstrakh-Zhizn	1,671.3	52.7
Sk Sogaz-Zhizn	1,120.8	35.3
Russkiy Standart Strakhovanie	993.3	31.3
Tsentralnoe Agentstvo Vesta	910.5	28.7
Cheshskaya Strakhovaya Kompaniya	829.8	26.1
Geopolis	792.7	25.0
Allianz	643.4	20.3
CiV	626.8	19.8
Chulpan-Zhizn	517.3	16.3

ASSOCIATION:

All Russia Insurance Association (ARIA)
 Moscow Insurance Association
 Novinski bulvar 13/4
 Moscow 123 995
 Tel: (7) 095-232-12-24
 Fax: (7) 095-956-65-87
www.ins-union.ru

REGULATORY BODY: Insurance Supervisory Authority
 Federal Service for Insurance Supervision (FSIS)
 Miuskaya pl, 3/1
 Moscow 125 993
 Tel: (7) 095-251-37-19
www.minfin.ru

DIRECT PREMIUMS WRITTEN, 2010

Total premiums:	41,644 (U.S. \$ millions)
Nonlife premiums:	40,742
Life premiums:	901

Sources: Swiss Re (premium data); Axco Insurance Information Services (leading cos.); U.S. Central Intelligence Agency (economic/demographic data).

*Based on Purchasing Power Parity calculations, which take into account the relative cost of living and inflation rates of countries.

Saudi Arabia



POPULATION

26,131,703 (est. July 2011)

GDP*

\$622.50 billion (est. 2010)

LEADING NONLIFE INSURANCE COMPANIES

Data not available.

LEADING LIFE INSURANCE COMPANIES

Data not available.

REGULATORY BODY: Saudi Arabian Monetary Agency
(SAMA)

PO Box 57126

Riyadh 11574

Tel: (966) 4662440

Fax: (966) 4662299

www.sama.gov.sa

DIRECT PREMIUMS WRITTEN, 2010

Total premiums: 4,682 (U.S. \$ millions)

Nonlife premiums: 4,342

Life premiums: 340

Sources: Swiss Re (premium data); Axco Insurance Information Services (leading cos.); U.S. Central Intelligence Agency (economic/demographic data).

*Based on Purchasing Power Parity calculations, which take into account the relative cost of living and inflation rates of countries.



POPULATION

7,310,555 (est. July 2011)

GDP*

\$80.49 billion (est. 2010)

LEADING NONLIFE INSURANCE COMPANIES, 2009

Company	Gross written premiums	
	RSD Mn	USD Mn
Dunav	14,083.5	208.4
DDOR Novi Sad	10,684.0	158.1
Delta Generali	7,312.9	108.2
Wiener Staettische	2,504.5	37.1
UNIQA Non-Life	2,313.3	34.2
Takovo	2,108.8	31.2
Triglav Kopaonik	1,724.6	25.5
AMS	1,537.3	22.8
Sava	1,345.5	19.9
Milenijum	982.6	14.5

LEADING LIFE INSURANCE COMPANIES, 2009

Company	Gross written premiums	
	RSD Mn	USD Mn
Delta Generali	2,067.4	30.6
Wiener Staettische	1,986.7	29.4
GRAWE	1,702.3	25.2
Dunav	594.5	8.8
UNIQA Life	579.1	8.6
DDOR Novi Sad	485.7	7.2
Merkur	255.1	3.8
Credit Agricole (now AXA Life)	129.0	1.9
Triglav Kopaonik	49.4	0.7
Alico (now MetLife)	17.2	0.3

ASSOCIATION:

Association of Insurance Companies of
Serbia & Montenegro
Udruzenje Osiguravajucih Organizacija
Srbije & Crne Gore
29 Novembra 68b, Mezanin II
11000 Belgrade
Tel: (381) 767-199
Fax: (381) 752-936

REGULATORY BODY:

National Bank of Serbia
(Insurance Supervision Department)
12 Kralja Petra
11000 Belgrade
Tel: (381) 011-302-8714
Fax: (381) 011-302-7347

DIRECT PREMIUMS WRITTEN, 2010

Total premiums:	727 (U.S. \$ millions)
Nonlife premiums:	616
Life premiums:	111

Sources: Swiss Re (premium data); Axco Insurance Information Services (leading cos.); U.S. Central Intelligence Agency (economic/demographic data).

*Based on Purchasing Power Parity calculations, which take into account the relative cost of living and inflation rates of countries.

Singapore



POPULATION

4,740,737 (est. July 2011)

GDP*

\$292.40 billion (est. 2010)

LEADING NONLIFE INSURANCE COMPANIES, 2009

Company	Gross written premiums	
	SGN Mn	USD Mn
American Home	440.7	302.9
NTUC Income	296.8	204.0
AXA Singapore	267.3	183.7
First Capital	230.8	158.6
MSIG	179.7	123.5
QBE	124.7	85.7
Liberty Insurance	119.1	81.8
Tokio Marine Insurance	113.9	78.3
Ace Insurance	109.5	75.2
Mitsui Sumitomo	101.2	69.6

LEADING LIFE INSURANCE COMPANIES, 2008

Company	Gross written premiums	
	SGD Mn	USD Mn
AIA	3,136.4	2,216.7
Great Eastern Life	3,113.9	2,200.8
NTUC Income	2,401.0	1,696.9
Prudential	2,334.6	1,650.0
OAC	1,676.5	1,184.9
Manulife	813.0	574.6
AVIVA	717.3	507.0
UOB Life	575.9	407.0
TM Asia	391.5	276.7
AXA Life	257.1	181.7

ASSOCIATION:

General Insurance Association of Singapore (GIA)
112 Robinson Road
#05-03 HB Robinson
Singapore 068902
Tel: (65) 6221-8788
Fax: (65) 6227-2051
www.gia.org.sg

REGULATORY BODY: Monetary Authority of Singapore
Insurance Supervision Department
10 Shenton Way, MAS Building
Singapore 079117
Tel: (65) 6-225-55-77
Fax: (65) 6-229-96-94

DIRECT PREMIUMS WRITTEN, 2010

Total premiums:	17,338 (U.S. \$ millions)
Nonlife premiums:	7,155
Life premiums:	10,183

Sources: Swiss Re (premium data); Axco Insurance Information Services (leading cos.); U.S. Central Intelligence Agency (economic/demographic data).

*Based on Purchasing Power Parity calculations, which take into account the relative cost of living and inflation rates of countries.

Slovakia



POPULATION

5,477,038 (est. July 2011)

GDP*

\$121.30 billion (est. 2010)

LEADING NONLIFE INSURANCE COMPANIES, 2009

Company	Gross written premiums	
	EUR Mn	USD Mn
Allianz Slovenska	363.6	505.2
Kooperativa	275.4	382.5
Generali	111.7	155.2
UNIQA	75.6	105.1
Komunalna	48.3	67.1
Union	23.1	32.1
CSOB	19.8	27.6
Wustenrot	14.9	20.6
Cardif Slovakia	8.5	11.9
Poistovna HDI Gerling Slovensko	7.5	10.4

LEADING LIFE INSURANCE COMPANIES, 2009

Company	Gross written premiums	
	EUR Mn	USD Mn
Allianz Slovenska	252.4	350.6
KOOPERATIVA poistovna	192.4	267.3
AMSLICO AIG Life	118.7	164.9
Generali	92.7	128.8
ING	89.5	124.3
AXA	55.7	77.3
KONTINUITA poistovna	52.5	73.0
CSOB	39.6	55.0
Komunalna poistovna	35.8	49.8
Poistovna Slovenskej sporiteini	33.5	46.6

ASSOCIATION:

Slovak Insurance Association
(Slovenska asociacia maklerov v
poistovnictve)
Drienova 3482009
Bratislava 29
Tel: (421) 4342-9985
Fax: (421) 4342-9984
www.slaspo.sk

REGULATORY BODY: Slovak Insurers Bureau
Trnavska cesta 82
82658 Bratislava
Tel: (421) 2-4455-5453
Fax: (421) 2-4444-1632

DIRECT PREMIUMS WRITTEN, 2010

Total premiums:	2,608 (U.S. \$ millions)
Nonlife premiums:	1,361
Life premiums:	1,247

Sources: Swiss Re (premium data); Axco Insurance Information Services (leading cos.); U.S. Central Intelligence Agency (economic/demographic data).

*Based on Purchasing Power Parity calculations, which take into account the relative cost of living and inflation rates of countries.

Slovenia



POPULATION

2,000,092 (est. July 2011)

GDP*

\$56.81 billion (est. 2010)

LEADING NONLIFE INSURANCE COMPANIES, 2009

Company	Gross written premiums	
	EUR Mn	USD Mn
Triglav	531.3	738.2
Vzajemna (Mutual)	248.4	345.1
Adriatic Slovenica	245.9	341.6
Maribor	199.0	276.5
Triglav Health	67.3	93.5
Tilia	61.8	85.9
Generali	50.4	70.0
Grawe	11.8	16.4
Sid-Pkz (Sec-FCI)	11.1	15.4
Merkur	6.6	9.2

LEADING LIFE INSURANCE COMPANIES, 2009

Company	Gross written premiums	
	EUR Mn	USD Mn
Triglav	211.7	294.1
Kad (PFM)	139.3	193.5
KD Life	68.7	95.4
Maribor	67.0	93.1
Merkur	38.5	53.5
Grawe	23.6	32.8
NLB Vita	22.6	31.4
Generali	18.9	26.2
Adriatic Slovenica	14.8	20.6
Tilia	10.4	14.4

ASSOCIATION:

Slovenian Insurance Association
(Slovensko Zavarovalno Zdruzenje)
PO 2512
Zelezna cesta 14
1001 Ljubljana
Tel: (386) 473-5699
Fax: (386) 473-5692
www.zav-zdruzenje.si

REGULATORY BODY:

Insurance Supervision Agency
Trg republike 3
Ljubljana
Tel: (386) 1-252-8600
Fax: (386) 1-252-8630

DIRECT PREMIUMS WRITTEN, 2010

Total premiums:	2,775 (U.S. \$ millions)
Nonlife premiums:	1,906
Life premiums:	870

Sources: Swiss Re (premium data); Axco Insurance Information Services (leading cos.); U.S. Central Intelligence Agency (economic/demographic data).

*Based on Purchasing Power Parity calculations, which take into account the relative cost of living and inflation rates of countries.

South Africa



POPULATION

49,004,031 (est. July 2011)

GDP*

\$527.50 billion (est. 2010)

LEADING NONLIFE INSURANCE COMPANIES, 2009

Company	Gross written premiums	
	ZAR Mn	USD Mn
Santam Ltd	12,006.1	1,416.9
Mutual & Federal	6,059.6	715.1
Zurich	4,071.1	480.4
Hollard	4,014.7	473.8
Outsurance	3,681.1	434.4
Absa	2,439.3	287.9
Guardrisk	2,148.0	253.5
Regent	1,495.4	176.5
Auto & General	1,422.4	167.9
Centriq	1,233.6	145.6

LEADING LIFE INSURANCE COMPANIES, 2009

Company	Gross written premiums	
	ZAR Mn	USD Mn
Old Mutual Life	52,679.2	6,376.7
Investment Solutions	44,595.5	5,398.2
Momentum Group	36,701.1	4,442.6
Investec		
Assurance	30,154.5	3,650.1
Sanlam Life	26,365.5	3,191.5
Liberty Group	20,796.9	2,517.4
Metropolitan Life	9,890.3	1,197.2
Coronation Life	8,468.0	1,025.0
Allan Gray	7,086.3	857.8
SIS Life	5,867.0	710.2

ASSOCIATION:

South African Insurance Association
JCC House, 3rd Floor
27 Owl Street
Milpark 2029
PO Box 30619
Braamfontein 2017
Johannesburg
Tel: (27) 726-5381
Fax: (27) 726-5352
www.saia.co.za

REGULATORY BODY:

Registrar--Financial Services Board
PO Box 35655; 446 Rigel Avenue
South Erasmusrand 0181
Menlo Park 0102
Tel: (27) 12-428-8045
Fax: (27) 12-347-1290

DIRECT PREMIUMS WRITTEN, 2010

Total premiums: \$53,297 (U.S. \$ millions)

Nonlife premiums: 10,111

Life premiums: 43,186

Sources: Swiss Re (premium data); Axco Insurance Information Services (leading cos.); U.S. Central Intelligence Agency (economic/demographic data).

*Based on Purchasing Power Parity calculations, which take into account the relative cost of living and inflation rates of countries.

South Korea



POPULATION

48,754,657 (est. July 2011)

GDP*

\$1,467.00 billion (est. 2010)

LEADING NONLIFE INSURANCE COMPANIES, 2009

Company	Gross written premiums	
	KRW Mn	USD Mn
Samsung	11,319,089.8	8,864.5
Hyundai	6,579,323.9	5,152.6
Dongbu	5,974,084.1	4,678.6
LIG	5,882,370.4	4,606.8
Meritz	3,309,847.0	2,592.1
Hanwha	2,666,525.6	2,088.3
Heungkuk	1,872,241.9	1,466.2
Lotte	1,657,799.1	1,298.3
Seoul Guarantee	1,057,306.6	828.0
Green	822,427.8	644.1

LEADING LIFE INSURANCE COMPANIES, 2009

Company	Gross written premiums	
	KRW Mn	USD Mn
Samsung	21,114,422.5	16,535.7
Korea	10,514,747.0	8,234.6
Kyobo	10,006,787.2	7,836.8
ING	4,393,955.7	3,441.1
Mirae Asset	3,487,124.8	2,730.9
Shinhan	3,149,488.2	2,466.5
Tong Yang	2,883,879.8	2,258.5
MetLife	2,731,591.5	2,139.2
Allianz	2,712,437.3	2,124.2

ASSOCIATION:

Korea Non-life Insurance Association
80 Susong-dong
Chongno-gu
Seoul
Tel: (82) 3702-8539
Fax: (82) 3702-8549
www.knia.or.kr

REGULATORY BODY:

Financial Supervisory Service (FSS)
27 Yoido-Dong
Youngdeungpo-Gu
Seoul
Tel: (82) 2-3786-8224
Fax: (82) 2-3786-8118

DIRECT PREMIUMS WRITTEN, 2010

Total premiums:	114,422 (U.S. \$ millions)
Nonlife premiums:	43,291
Life premiums:	71,131

Sources: Swiss Re (premium data); Axco Insurance Information Services (leading cos.); U.S. Central Intelligence Agency (economic/demographic data).

*Based on Purchasing Power Parity calculations, which take into account the relative cost of living and inflation rates of countries.



POPULATION

46,754,784 (est. July 2011)

GDP*

\$1,376.00 billion (est. 2010)

LEADING NONLIFE INSURANCE COMPANIES, 2009

Company	Gross written premiums	
	EUR Mn	USD Mn
MAPFRE Familiar	4,048.5	5,624.5
AXA Seguros Generales	2,149.1	2,985.7
Allianz	1,988.9	2,763.1
Adeslas	1,291.2	1,793.8
Zurich Espana	1,249.4	1,735.7
Caser	1,191.0	1,654.6
Mutua Madrilenia	1,068.8	1,484.8
Sanitas	1,041.4	1,446.8
Santalucia	958.6	1,331.8
ASISA	794.8	1,104.2

LEADING LIFE INSURANCE COMPANIES, 2009

Company	Gross written premiums	
	EUR Mn	USD Mn
Santander Seguros	3,334.3	4,632.2
Bansabadell Vida	3,106.7	4,316.1
VidaCaixa	2,945.4	4,092.0
MAPFRE Vida	1,354.1	1,881.2
Caser	1,206.4	1,676.0
Ibercaja Vida	1,144.4	1,589.9
BBVA Seguros	1,127.8	1,566.8
Ascat Vida	1,108.9	1,540.5
Unicorp Vida	756.4	1,050.8
Zurich Vida	717.3	996.6

ASSOCIATION:

Union Espanola de Entidades
Aseguradoras y Reaseguradoras
Nunez de Balbao 101
28006 Madrid
Tel: (34) 745-1530
Fax: (34) 745-1531
www.unespa.es

REGULATORY BODY: General Directorate of Insurance and Pension Funds
Direccion General de Seguros y Fondos de Pensiones (DGS)
Paseo de la Castellana 44
28046 Madrid
Tel: (34) 91-339-7132
Fax: (34) 91-339-7168

DIRECT PREMIUMS WRITTEN, 2010

Total premiums:	76,082 (U.S. \$ millions)
Nonlife premiums:	41,408
Life premiums:	34,674

Sources: Swiss Re (premium data); Axco Insurance Information Services (leading cos.); U.S. Central Intelligence Agency (economic/demographic data).

*Based on Purchasing Power Parity calculations, which take into account the relative cost of living and inflation rates of countries.

Sri Lanka



POPULATION

21,283,913 (est. July 2011)

GDP*

\$104.70 billion (est. 2010)

LEADING NONLIFE INSURANCE COMPANIES, 2009

Company	Gross written premiums	
	LKR Mn	USD Mn
Ceylinco	9,081.3	79.0
Sri Lanka	8,764.5	76.3
Janashakthi	4,272.9	37.2
Union	3,210.2	27.9
Aviva NDB	2,503.6	21.8
Allianz Insurance Company Lanka Ltd	1,174.8	10.2
HNB Assurance	1,130.8	9.8
Amana Takaful	953.8	8.3
CHARTIS	816.3	7.1
Co-operative	596.2	5.2

LEADING LIFE INSURANCE COMPANIES, 2009

Company	Gross written premiums	
	LKR Mn	USD Mn
Ceylinco	7,523.1	65.5
Sri Lanka	4,818.5	41.9
Aviva NDB	4,632.5	40.3
Union	2,778.2	24.2
Janashakthi and National	1,431.6	12.5
Asian Alliance	1,009.0	8.8
HNB	984.9	8.6
Life Insurance Corporation Lanka	252.1	2.2
Amana Takaful	207.1	1.8
Seemasahitha Sanasa	163.8	1.4

ASSOCIATION:

Insurance Association of Sri Lanka
c/o Life Insurance Corporation (Lanka)
Ltd
Sharnell Building
29/2 Visaka Road
Colombo 04
Tel: (94) 533-4353
Fax: (94) 533-4363

REGULATORY BODY:

Insurance Board of Sri Lanka
Level 11 East Tower
World Trade Centre
Echelon Square
Colombo 1
Tel: (94) 1-239-6184
Fax: (94) 1-239-6190

DIRECT PREMIUMS WRITTEN, 2010

Total premiums:	699 (U.S. \$ millions)
Nonlife premiums:	420
Life premiums:	279

Sources: Swiss Re (premium data); Axco Insurance Information Services (leading cos.); U.S. Central Intelligence Agency (economic/demographic data).

*Based on Purchasing Power Parity calculations, which take into account the relative cost of living and inflation rates of countries.



POPULATION

9,088,728 (est. July 2011)

GDP

\$354.00 billion (est. 2010)

LEADING NONLIFE INSURANCE COMPANIES, 2009

Company	Gross written premiums	
	SEK Mn	USD Mn
Lansforsakringar	17,534.0	2,290.8
If Skadeforsakring	11,120.0	1,452.8
Trygg-Hansa	9,557.0	1,248.6
Folksam	8,597.0	1,123.2
Dina-gruppen	1,392.0	181.9
Moderna Forsakringar	1,295.0	169.2
Captive Insurers	1,087.0	142.0
Zurich	1,053.0	137.6
Landstingen	950.0	124.1
Solid	763.0	99.7

LEADING LIFE INSURANCE COMPANIES, 2009

Company	Gross written premiums	
	SEK Mn	USD Mn
Swedbank Forsakring	18,455.2	2,411.2
Alecta	15,845.4	2,070.2
Avanza	15,371.3	2,008.3
SEB TL Fond	15,198.0	1,985.6
AMF Pension	15,045.5	1,965.7
Skandia	12,932.6	1,689.7
Skandia Liv	10,792.1	1,410.0
Nordnet	9,745.6	1,273.3
Nordea Utland	7,166.9	936.4
KPA Pension forsakring	6,736.6	880.1

ASSOCIATION:

Swedish Insurance Federation
Svenska Forsakringsforeningen
Karlavagen 108
S-104 50 Stockholm
Tel: (46) 522-78-500
www.forsakringsforbundet.com

REGULATORY BODY:

Financial Supervisory Authority
Sveavagen 167
PO Box 6750
S-113 85 Stockholm
Tel: (46) 8-787-8000
Fax: (46) 8-24-9986

DIRECT PREMIUMS WRITTEN, 2010

Total Premiums:	\$38,218 (U.S. \$ millions)
Nonlife Premium:	8,806
Life Premiums:	29,411

Sources: Swiss Re (premium data); Axco Insurance Information Services (leading cos.); U.S. Central Intelligence Agency (economic/demographic data).

*Based on Purchasing Power Parity calculations, which take into account the relative cost of living and inflation rates of countries.

Switzerland



POPULATION

7,639,961 (est. July 2011)

GDP*

\$326.50 billion (est. 2010)

LEADING NONLIFE INSURANCE COMPANIES, 2009

Company	Gross written premiums	
	CHF Mn	USD Mn
AXA Winterthur	3,218.5	2,958.1
Zurich	2,725.4	2,505.0
Schweizerische Mobiliar	2,095.9	1,926.4
Allianz Suisse	1,732.7	1,592.5
Helsana Zusatzversicherungen	1,421.2	1,306.2
Basler	1,262.5	1,160.4
CSS	1,012.3	930.4
Swica Krankenversicherung	962.2	884.4
Visana	854.2	785.1
Generali Assurances Generales	746.9	686.4

LEADING LIFE INSURANCE COMPANIES, 2009

Company	Gross written premiums	
	CHF Mn	USD Mn
AXA Leben	7,723.8	7,099.1
Swiss Life	7,613.0	6,997.2
Helvetia Leben	2,702.7	2,484.1
Basler Leben	2,659.0	2,443.9
Allianz Suisse Leben	2,006.7	1,844.4
Zurich Leben	1,887.5	1,734.8
Generali Personenvers.	1,134.4	1,042.7
Lombard International	959.3	881.7
Schweizerische Mobiliar	771.8	709.4
Pax Leben	707.5	650.3

ASSOCIATION:

Swiss Insurance Association
Schweizerischer Versicherungsverband
Richard-Wagner-Strasse 26
8022 Zurich
Tel: (41) 1-208-2828
Fax: (41) 1-208-2844
www.svv.ch

REGULATORY BODY: Bundesamt für Privatversicherungen
(Federal Office of Private Insurance)
Friedheimweg 14
3003 Bern
Tel: (41) 31-322-7911
Fax: (41) 31-323-7156

DIRECT PREMIUMS WRITTEN, 2010

Total premiums:	52,118 (U.S. \$ millions)
Nonlife premiums:	23,310
Life premiums:	28,809

Sources: Swiss Re (premium data); Axco Insurance Information Services (leading cos.); U.S. Central Intelligence Agency (economic/demographic data).

*Based on Purchasing Power Parity calculations, which take into account the relative cost of living and inflation rates of countries.

Taiwan



POPULATION

23,071,779 (est. July 2011)

GDP*

\$823.60 billion (est. 2010)

LEADING NONLIFE INSURANCE COMPANIES, 2009

Company	Gross written premiums	
	TWD Mn	USD Mn
Fubon	21,305.0	644.4
Cathay Century	11,377.3	344.1
Shin Kong	10,249.6	310.0
Mingtai	9,504.8	287.5
Tokio Marine Newa	7,088.4	214.4
Union	7,078.1	214.1
Taian	6,168.8	186.6
Chung Kuo	5,469.7	165.4
South China	5,228.5	158.2
First	4,738.4	143.3

LEADING LIFE INSURANCE COMPANIES, 2009

Company	Gross written premiums	
	TWD Mn	USD Mn
Cathay Life	489,840.7	14,816.4
Fubon Life	280,457.7	8,483.1
Nan Shan Life	205,894.5	6,227.8
Shin Kong Life	176,925.9	5,351.6
Chunghwa Post	148,108.6	4,479.9
China Life	98,751.2	2,987.0
Mass Mutual Mercuries	86,252.5	2,608.9
Allianz Taiwan Life	82,591.7	2,498.2
Farglory Life	49,539.0	1,498.4
ING Life	44,751.5	1,353.6

ASSOCIATION:

The Nonlife Insurance Association of
the Republic of China
13th floor, No 125, Sec 2
Nanking East Rd.
Taipei
Tel: (886) 507-1566
Fax: (886) 517-8069
www.nlia.org.tw

REGULATORY BODY:

Financial Supervisory Commission
Insurance
Bureau18F, No7, Section 2, Sianmin
Boulevard
Banciao City
Taipei County 220
Tel: (886) 8-968-0882
Fax: (886) 8-968-1215

DIRECT PREMIUMS WRITTEN, 2010

Total premiums:	76,425 (U.S. \$ millions)
Nonlife premiums:	12,505
Life premiums:	63,920

Sources: Swiss Re (premium data); Axco Insurance Information Services (leading cos.); U.S. Central Intelligence Agency (economic/demographic data).

*Based on Purchasing Power Parity calculations, which take into account the relative cost of living and inflation rates of countries.

Thailand



POPULATION

66,720,153 (est. July 2011)

GDP*

\$580.30 billion (est. 2010)

LEADING NONLIFE INSURANCE COMPANIES, 2009

Company	Gross written premiums	
	THB Mn	USD Mn
Viriyah	17,478.7	509.8
Dhipaya	8,638.6	252.0
Bangkok Insurance	7,830.6	228.4
Synmunkong	5,020.4	146.4
Muang Thai Insurance Public	4,211.2	122.8
The Safety Insurance	3,935.7	114.8
LMG	3,731.3	108.8
Sri Muang	3,365.2	98.2
ACE	2,953.4	86.1
Thanachart	2,909.6	84.9

LEADING LIFE INSURANCE COMPANIES, 2009

Company	Gross written premiums	
	THB Mn	USD Mn
AIA	85,923.0	2,506.1
Thai Life	35,487.7	1,035.1
Muang Thai Life	21,541.2	628.3
Bangkok	19,912.8	580.8
Siam Commercial New York	19,468.7	567.8
Ayudhya Allianz CP Life	15,513.4	452.5
Krungthai AXA	12,695.0	370.3
Thanachart Life	11,943.5	348.4
Ocean	10,489.5	305.9
ING	7,889.1	230.1

ASSOCIATION:

General Insurance Association
223 Soi Ruamrudee
Wireless Road
Bangkok 10330
Tel: (66) 256-6032
Fax: (66) 256-6039
www.thaigia.com

REGULATORY BODY: Office of the Insurance Commission (OIC)

44/100 Nonthaburi 1 Rd
Bangkrasor Muang
Nonthaburi 11000
Tel: (66) 547-4602
Fax: (66) 547-4538

DIRECT PREMIUMS WRITTEN, 2010

Total premiums:	13,598 (U.S. \$ millions)
Nonlife premiums:	5,285
Life premiums:	8,313

Sources: Swiss Re (premium data); Axco Insurance Information Services (leading cos.); U.S. Central Intelligence Agency (economic/demographic data).

*Based on Purchasing Power Parity calculations, which take into account the relative cost of living and inflation rates of countries.

Trinidad and Tobago



POPULATION

1,227,505 (est. July 2011)

GDP*

\$27.10 billion (est. 2010)

LEADING NONLIFE INSURANCE COMPANIES, 2009

Company	Gross written premiums	
	TTD Mn	USD Mn
Guardian Life	274.8	43.5
Guardian General	229.3	36.3
TATIL	153.2	24.2
COLFIRE	143.3	22.7
Sagicor	135.3	21.4
Maritime	125.0	19.8
ALGICO	114.8	18.2
Beacon	67.1	10.6
Trinre	49.9	7.9
Motor One	47.7	7.5

LEADING LIFE INSURANCE COMPANIES, 2009

Company	Gross written premiums	
	TTD Mn	USD Mn
Sagicor Life	349.2	55.3
Guradian Life	313.2	49.5
ALGICO	178.9	28.3
ScotiaLife	163.2	25.8
Maritime Life	127.0	20.1
Tatil Life	102.8	16.3
CUNA Caribbean	101.6	16.1
Beacon	10.4	1.7
Bancassurance	7.4	1.2
CALICO	0.2	0.0

ASSOCIATION:

The Association of Trinidad and Tobago Insurance Companies (ATTIC)
28 Sackville St.
PO Box 208
Port of Spain
Tel: (868) 625-2940
Fax: (868) 625-5132

REGULATORY BODY: Financial Inspection Supervision Dept
Eric Williams Plaza
Independence Square
Port of Spain
Tel: (868) 625-4835
Fax: (868) 627-4696

DIRECT PREMIUMS WRITTEN, 2010

Total premiums:	833 (U.S. \$ millions)
Nonlife premiums:	587
Life premiums:	246

Sources: Swiss Re (premium data); Axco Insurance Information Services (leading cos.); U.S. Central Intelligence Agency (economic/demographic data).

*Based on Purchasing Power Parity calculations, which take into account the relative cost of living and inflation rates of countries.



POPULATION

10,629,186 (est. July 2011)

GDP*

\$100.30 billion (est. 2010)

LEADING NONLIFE INSURANCE COMPANIES, 2009

Company	Gross written premiums	
	TND Mn	USD Mn
STAR	203.0	150.3
COMAR	110.4	81.8
AMI	87.9	65.1
Maghrebria	80.4	59.6
GAT	69.4	51.4
Astree	68.1	50.5
CARTE	62.6	46.4
MAE	54.8	40.6
Lloyd	40.4	29.9
BIAT	36.5	27.0

LEADING LIFE INSURANCE COMPANIES, 2009

Company	Gross written premiums	
	TND Mn	USD Mn
Maghrebria	21.8	16.1
Hayett	17.0	12.6
CARTE	15.9	11.8
Salim	15.6	11.6
Astree	15.4	11.4
BIAT	14.2	10.5
GAT	6.1	4.5
STAR	5.6	4.1
MAE	5.3	3.9
MGA	5.2	3.9

ASSOCIATION:

Federation Tunisienne des Societes
d'Assurance
(FTUSA)
9 bis Rue de nouvelle Delhi
1002 Tunis
Tel: (216) 285-533
Fax: (216) 286-473

REGULATORY BODY:

Ministere des Finances
Comite General des Assurances
Rue 8006 Monplaisir
1002 Tunis
Tel: (216) 1-795-210
Fax: (216) 1-795-821

DIRECT PREMIUMS WRITTEN, 2010

Total premiums:	776 (U.S. \$ millions)
Nonlife premiums:	673
Life premiums:	102

Sources: Swiss Re (premium data); Axco Insurance Information Services (leading cos.); U.S. Central Intelligence Agency (economic/demographic data).

*Based on Purchasing Power Parity calculations, which take into account the relative cost of living and inflation rates of countries.

Turkey



POPULATION

78,785,548 (est. July 2011)

GDP*

\$958.30 billion (est. 2010)

LEADING NONLIFE INSURANCE COMPANIES, 2009

Company	Gross written premiums	
	TRY Mn	USD Mn
AXA Oyak	1,269.7	819.1
Anadolu Anonim Turk	1,189.0	767.1
Allianz	897.7	579.2
Aksigorta	850.8	548.9
Gunes	721.1	465.2
Ergo Isvicre	653.7	421.7
Groupama	585.7	377.9
Yapi Kredi	580.9	374.8
Eureko	522.8	337.3
Mapfre Genel Sigorta	326.0	210.3

LEADING LIFE INSURANCE COMPANIES, 2009

Company	Gross written premiums	
	TRY Mn	USD Mn
Anadolu Hayat Emeklilik	499.7	322.4
Basak Groupama Emeklilik	339.5	219.1
Garanti	181.1	116.8
Mapfre Genel Yasam	131.3	84.7
AvivaSA Emeklilik	119.9	77.3
Acibadem	109.0	70.3
AXA Oyak Hayat	108.0	69.7
Yapi Kredi Emeklilik	92.3	59.5
Birlik Hayat	77.9	50.2
Allianz Emeklilik	77.3	49.9

ASSOCIATION:

Association of Insurance and Reinsurance Companies of Turkey
Buyukdere Caddesi
Buyukdere Plaza No 195, Kat 1-2
34394 Levent
Istanbul
Tel: (90) 212-324-1950
Fax: (90) 212-325-6108
www.tsrbsb.org.tr

REGULATORY BODY:

Insurance Supervisory Board
Nispetiye Cad. Aydin Sok No:1-2
80620 Levent
Istanbul
Tel: (90) 312-281-4834
Fax: (90) 312-281-1467

DIRECT PREMIUMS WRITTEN, 2010

Total premiums:	9,220 (U.S. \$ millions)
Nonlife premiums:	7,786
Life premiums:	1,434

Sources: Swiss Re (premium data); Axco Insurance Information Services (leading cos.); U.S. Central Intelligence Agency (economic/demographic data).

*Based on Purchasing Power Parity calculations, which take into account the relative cost of living and inflation rates of countries.



POPULATION

45,134,707 (est. July 2011)

GDP*

\$306.30 billion (est. 2010)

LEADING NONLIFE INSURANCE COMPANIES, 2009

Company	Gross written premiums	
	UAH Mn	USD Mn
Oranta	718.0	92.2
AXA	700.9	90.0
Lemma	542.4	69.6
Kremen	534.2	68.6
Avante	523.4	67.2
Uniqa	500.0	64.2
Providna	453.8	58.2
Ingo Ukraine	438.4	56.3
Ukrainian Fire	417.1	53.5
Ukrainian Insurance Group	372.9	47.9

LEADING LIFE INSURANCE COMPANIES, 2009

Company	Gross written premiums	
	UAH Mn	USD Mn
ALICO AIG Life	175.0	22.5
GRAWE Ukraina	153.4	19.7
TAS	120.7	15.5
Renaissance Life	48.0	6.2
KD Life	33.6	4.3
PZU Ukraine	32.1	4.1
Blakitniy Polis	29.1	3.7
Generali Garant	27.0	3.5
UNIQA Life	26.3	3.4
Fortis	24.2	3.1
Lemma	22.8	2.9

ASSOCIATION:

League of Insurance Organisations of Ukraine

11 Marini Raskovoi

02002 Kiev

Tel: (380) 516-75-66

Fax: (380) 516-75-66

www.uainsur.com

REGULATORY BODY:

Insurance Supervisory Authority
State Commission for the Regulation
of Financial Services Markets

3 B. Grinchenka Street

01001 Kiev

Tel: (380) 044-234-2926

Fax: (380) 044-234-3946

DIRECT PREMIUMS WRITTEN, 2010

Total premiums: 2,463 (U.S. \$ millions)

Nonlife premiums: 2,361

Life premiums: 102

Sources: Swiss Re (premium data); Axco Insurance Information Services (leading cos.); U.S. Central Intelligence Agency (economic/demographic data).

*Based on Purchasing Power Parity calculations, which take into account the relative cost of living and inflation rates of countries.

United Arab Emirates



POPULATION

5,148,664 (est. July 2011)

GDP*

\$199.80 billion (est. 2010)

LEADING INSURANCE COMPANIES, 2007¹

Company	Gross written premiums	
	AED Mn	USD Mn
Oman Insurance Company	1,514.3	412.3
Abu Dhabi National	1,157.7	315.2
Daman - National Health	954.9	260.0
Islamic Arab (Salama) Arab	933.9	254.3
Arab Orient	765.1	208.3
Al Ain Ahlia	635.5	173.1
Al Buhaira National	523.8	142.6
Emirates	477.4	130.0
Al Sagr National	436.6	118.9
Dubai National	344.5	93.8

¹Includes life and nonlife.

ASSOCIATION:

Emirates Insurance Association
Al-Dhafra Insurance Building
Zayed 2 Street
PO Box 7755
Abu Dhabi
Tel: (971) 677-1444
Fax: (971) 677-2444
www.emirates-ins.com

REGULATORY BODY:

The Ministry of Economy & Commerce
Insurance Supreme Authority
Al-Saman Building, Hamdan Street
PO Box 901
Abu Dhabi
Tel: (971) 2-626-9330
Fax: (971) 2-626-5220

DIRECT PREMIUMS WRITTEN, 2010

Total premiums:	\$5,875 (U.S. \$ millions)
Nonlife premiums:	4,939
Life premiums:	936

Sources: Swiss Re (premium data); Axco Insurance Information Services (leading cos.); U.S. Central Intelligence Agency (economic/demographic data).

*Based on Purchasing Power Parity calculations, which take into account the relative cost of living and inflation rates of countries.

United Kingdom



POPULATION

62,698,362 (est. July 2011)

GDP*

\$2,189.00 billion (est. 2010)

LEADING NONLIFE INSURANCE COMPANIES, 2009

Company	Gross written premiums	
	GBP Mn	USD Mn
RBS Group	4,705.0	7,358.5
Aviva	3,934.0	6,152.6
AXA	2,666.0	4,169.5
Zurich Financial Services	2,156.0	3,371.9
RSA Insurance Group	2,102.0	3,287.5
Munich Re	1,730.0	2,705.7
BUPA	1,612.0	2,521.1
AIG	1,407.0	2,200.5
Allianz	1,390.0	2,173.9
Lloyds Banking Group	1,278.0	1,998.8

LEADING LIFE INSURANCE COMPANIES, 2009

Company	Gross written premiums	
	GBP Mn	USD Mn
Lloyds Banking Group	11,325.0	17,717.5
Legal & General	9,509.0	14,876.4
Standard Life	8,232.0	12,878.6
Aviva	7,787.0	12,182.4
AEGON	6,923.0	10,830.7
AXA	6,057.0	9,475.9
Prudential	5,897.0	9,225.6
Resolution	3,802.0	5,948.1
Zurich Financial Services	2,896.0	4,530.7
Royal London Mutual	2,582.0	4,039.4

ASSOCIATION:

Association of British Insurers (ABI)
51 Gresham Street
London EC2V 7HQ
Tel: (44) 7600-3333
Fax: (44) 7600 -8999
www.abi.org.uk

REGULATORY BODY:

Supervisory Authority
The Financial Services Authority
25 The North Colonnade
Canary Wharf
London E14 5H5
Tel: (44) 020-7066-1000
Fax: (44) 020-7066-1099

DIRECT PREMIUMS WRITTEN, 2010

Total premiums:	310,022 (U.S. \$ millions)
Nonlife premiums:	96,191
Life premiums:	213,831

Sources: Swiss Re (premium data); Axco Insurance Information Services (leading cos.); U.S. Central Intelligence Agency (economic/demographic data).

*Based on Purchasing Power Parity calculations, which take into account the relative cost of living and inflation rates of countries.

United States



POPULATION

313,232,044 (est. July 2011)

GDP*

\$14,720.00 billion (est. 2010)

LEADING NONLIFE INSURANCE COMPANIES, 2009

Gross written premiums	
Company	USD Mn
State Farm Mutual Automobile Insurance	49,240.1
Zurich Financial Services AG	28,865.9
Allstate Corporation	26,153.4
Liberty Mutual Holding Co.	24,455.7
American International Group	21,393.1
Travelers Cos	21,099.3
Berkshire Hathaway Inc.	15,996.3
Nationwide Mutual Group	15,404.2
Progressive Corp.	14,200.3
Hartford Financial Services	10,452.1

LEADING LIFE INSURANCE COMPANIES, 2009

Gross written premiums	
Company	USD Mn
MetLife Inc.	87,920.6
Prudential Financial Inc	48,239.4
Manulife Financial Corp	25,371.9
New York Life Insurance Group	24,999.0
ING Groep NV.	22,390.4
AEGON NV	19,193.6
Lincoln National Corp	18,317.9
Hartford Financial Services	15,070.3
Jackson National Life Group	14,460.7
Principal Financial Group Inc	13,138.1

ASSOCIATION:

Insurance Information Institute
110 William Street
New York, NY 10038
Tel: (212) 346-5500
Fax: (212) 267-9591
www.iii.org

ASSOCIATION:

American Council of Life Insurers
101 Constitution Avenue, NW
Washington, DC 20001-2133
Tel: (202) 624-2000
Fax: (202) 624-2319
www.acli.org

REGULATORY BODY:

National Association of Insurance
Commissioners
Executive Headquarters
2301 McGee Street, Suite 800
Kansas City, MO 64108-2604
Tel: (816) 842-3600
Fax: (816) 783-8175
www.naic.org

DIRECT PREMIUMS WRITTEN, 2010

Total premiums:	\$1,166,142 (U.S. \$ millions)
Nonlife premium:	659,915
Life premiums:	506,228

Sources: Swiss Re (premium data); Axco Insurance Information Services (leading cos.); U.S. Central Intelligence Agency (economic/demographic data).

*Based on Purchasing Power Parity calculations, which take into account the relative cost of living and inflation rates of countries.



POPULATION

3,308,535 (est. July 2011)

GDP*

\$48.43 billion (est. 2010)

LEADING NONLIFE INSURANCE COMPANIES, 2009

Company	Gross written premiums	
	UYU Mn	USD Mn
Royal & SunAlliance	946.6	41.9
Porto Seguro	622.4	27.6
MAPFRE Uruguay	572.0	25.4
AIG Uruguaya	390.9	17.3
Sancor Seguros S.A.	354.9	15.7
Cooperative de Seguros Surco	192.3	8.5
L'Union De Paris (formerly Axa)	162.0	7.2
FAR	117.0	5.2
Berkley international seguros S.A.	55.5	2.5
Alianca da Bahia	33.6	1.5

LEADING LIFE INSURANCE COMPANIES, 2009

Company	Gross written premiums	
	UYU Mn	USD Mn
MAPFRE Uruguay	522.1	23.1
ALICO Compania de Vida S.A. de Seguros	356.6	15.8
SURCO Seguros	132.3	5.9
Metropolitan Life Seguros de Vida S.A.	67.3	3.0
Sancor Seguros S.A.	32.4	1.4
Santander Seguros S.A.	13.5	0.6
Royal & SunAlliance	7.4	0.3

ASSOCIATION:

Uruguayan Association of Insurance Companies
(AUDEA - Asociacion Uruguaya de Empresas Aseguradoras)
Juncal 1305, Oficina 1901
Montevideo
Tel: (598) 916 1465
Fax: (598) 916 5991

REGULATORY BODY:

Insurance Superintendency
(Superintendencia de Seguros y Reaseguros)
Banco Central del Uruguay
Diagonal Fabini, 777
Montevideo
Tel: (598) 900 5229
Fax: (598) 902 8713

DIRECT PREMIUMS WRITTEN, 2010

Total premiums:	733 (U.S. \$ millions)
Nonlife premiums:	576
Life premiums:	157

Sources: Swiss Re (premium data); Axco Insurance Information Services (leading cos.); U.S. Central Intelligence Agency (economic/demographic data).

*Based on Purchasing Power Parity calculations, which take into account the relative cost of living and inflation rates of countries.



POPULATION

27,635,743 (est. July 2011)

GDP*

\$344.20 billion (est. 2010)

LEADING NONLIFE INSURANCE COMPANIES, 2009

Company	Gross written premiums	
	VEF Mn	USD Mn
Caracas de Liberty Mutual	2,496.6	1,162.8
Mercantil Seguros	1,560.0	726.6
MAPFRE La Seguridad	1,256.6	585.3
Multinacional	696.6	324.5
Zurich	662.4	308.5
Occidental	599.7	279.3
Nuevo Mundo	469.7	218.8
Catatumbo	460.7	214.6
Carabobo	412.3	192.0
Estar	409.7	190.8

LEADING LIFE INSURANCE COMPANIES, 2009

Company	Gross written premiums	
	VEF Mn	USD Mn
Horizonte	2,863.6	1,333.8
Mercantil	1,241.9	578.5
Caracas de Liberty Mutual	1,234.2	574.8
MAPFRE La Seguridad	1,059.8	493.6
Constitucion	1,032.0	480.7
Banesco	876.3	408.2
Multinacional	628.9	292.9
Occidental	510.0	237.5
Premier	411.4	191.6
Carabobo	405.9	189.0

ASSOCIATION:

Insurance Association
Camara de Aseguradores de Venezuela
Torre Taeca, Piso 2
Av Guaicaipuro
Urbanizacion El Rosal
Caracas
Tel: (58) 952-4411
Fax: (58) 951-3268
www.camaraseg.org

REGULATORY BODY:

Superintendencia de Seguros
Av Venezuela
El Rosal
Torre del Desarrollo
Caracas
Tel: (58) 2-12905 1624
Fax: (58) 2-12953 8615

DIRECT PREMIUMS WRITTEN, 2010

Total premiums:	8,179 (U.S. \$ millions)
Nonlife premiums:	7,851
Life premiums:	328

Sources: Swiss Re (premium data); Axco Insurance Information Services (leading cos.); U.S. Central Intelligence Agency (economic/demographic data).

*Based on Purchasing Power Parity calculations, which take into account the relative cost of living and inflation rates of countries.



POPULATION

90,549,390 (est. July 2011)

GDP*

\$278.10 billion (est. 2010)

LEADING NONLIFE INSURANCE COMPANIES, 2009

Company	Gross written premiums	
	VND Mn	USD Mn
Bao Viet	3,676,577.0	206.6
PVInsurance	2,770,089.0	155.6
Bao Minh	1,824,353.0	102.5
PJChile		
	1,297,830.0	72.9
PTI	459,042.0	25.8
BIC	366,532.0	20.6
MIC	341,708.0	19.2
Cong ty AAA	336,720.0	18.9
Bao Long	324,816.0	18.3
HANG KHONG	299,425.0	16.8

LEADING LIFE INSURANCE COMPANIES, 2009

Company	Gross written premiums	
	VND Mn	USD Mn
Prudential	4,697,988.5	263.9
Bao Viet Life	2,532,901.7	142.3
Manulife	1,240,604.8	69.7
AIA	719,847.2	40.4
Dai-ichi Life	584,561.0	32.8
ACE Life	479,454.9	26.9
Cathay Life	42,298.2	2.4
Prevoir	37,171.3	2.1
Korea Life	33,203.0	1.9
Great Eastern Life	7,291.8	0.4

ASSOCIATION:

Vietnam Insurance Association
8th Floor, 141 Le Duan
Hanoi
Tel: (84) 942-5402
Fax: (84) 942-2601

REGULATORY BODY:

Insurance and Reinsurance
Supervisory Authority
Ministry of Finance Insurance
Supervisory Division
Socialist Republic of Vietnam
28 Tran Hung Dao Street
Hanoi
Tel: (84) 4-220-2828
Fax: (82) 4-220-8021

DIRECT PREMIUMS WRITTEN, 2010

Total premiums:	1,657 (U.S. \$ millions)
Nonlife premiums:	916
Life premiums:	741

Sources: Swiss Re (premium data); Axco Insurance Information Services (leading cos.); U.S. Central Intelligence Agency (economic/demographic data).

*Based on Purchasing Power Parity calculations, which take into account the relative cost of living and inflation rates of countries.

INSURANCE INFORMATION INSTITUTE

110 William St.
New York, NY 10038
Phone: 212-346-5500
Fax: 212-732-1916
Web: www.iii.org
Email: info@iii.org

A primary source for information, analysis and reference on insurance subjects.

ASSOCIATION OF BERMUDA INSURERS & REINSURERS

1445 New York Avenue 7th Floor
Washington, DC 20005 United States
Phone: 202-783-2434
FAX: 202-638-0936
Web: <http://www.abir.bm/>

Description: A group representing Bermuda's "class 4" reinsurance and insurance companies.

ASSOCIATION OF SUPERINTENDENTS OF INSURANCE OF LATIN AMERICA

c/o Superintendencia de Valores y Seguros Chile,
Av. Libertador Bernardo O'Higgins 1449, Piso 11, 8
Santiago, 834-0518 Chile
Phone: (56) 2-473-4000
FAX: (56) 2-473-4101
Web: <http://www.assalweb.org>

Description: International body that brings together the highest regulatory authorities in the Latin American insurance field.

AXCO INSURANCE INFORMATION SERVICES

39 Cornhill
London, EC3V 3NU United Kingdom
Phone: (44) 20-7623-9828
FAX: (44) 20-7623-9003
Web: <http://www.axcoinfo.com>

Description: Research firm providing detailed insurance, healthcare and pensions market information on 165 countries.

CAPTIVE INSURANCE COMPANIES ASSOCIATION

4248 Park Glen Rd.

Minneapolis, MN 55416 United States

Phone: 952-928-4655

FAX: 952-929-1318

Web: <http://www.cicaworld.com>

Contact Email: info@cicaworld.com

Description: Organization that disseminates information useful to firms that utilize the captive insurance company concept to solve corporate insurance problems.

COMITÉ EUROPÉEN DES ASSURANCES

Square de Meeûs 29,

B-1000

Brussels, Belgium

Phone: (32) 2-547-58-11

FAX: (32) 2-547-58-19

Web: <http://www.cea.eu>

Contact Email: info@cea.eu

Description: European insurance and reinsurance federation.

GENEVA ASSOCIATION

53 Route de Malagnou

Geneva, CH-1208 Switzerland

Phone: (41) 22-707-66-00

FAX: (41) 22-736-75-36

Web: <http://www.genevaassociation.org/>

Contact Email: secretariat@genevaassociation.org

Description: World organization formed by chief executive officers of leading insurance companies in Europe, North America, South America, Asia, Africa and Australia. Its main goal is to research the growing economic importance of worldwide insurance activities in the major sectors of the economy. Produces The Geneva Papers and other publications.

GROUP OF NORTH AMERICAN INSURANCE ENTERPRISES

40 Exchange Place, Suite 1707

New York, NY 10005 United States

Phone: 212-480-0808

FAX: 212-480-9090

Web: <http://www.gnaie.net>

Contact Email: doug.barnert@гнаie.net

Description: Group focusing on financial reporting, accounting and solvency issues.

INSTITUTE FOR GLOBAL INSURANCE EDUCATION

c/o American Institute for CPCU, Insurance Institute of America

720 Providence Road, Suite 100

Malvern, PA 19355 United States

Phone: 610-644-2100

Web: <http://www.igie.org/>

Description: Association comprised of independent, international insurance institutes, united by a common goal, to deliver professional education to insurance industry professionals.

INSURANCE SERVICES NETWORK

20 East Laurel Avenue, P.O. Box 455

Lake Forest, IL 60045 United States

Phone: 312-287-6021

FAX: 847-295-2608

Web: <http://www.isn-inc.com>

Description: Independent insurance information company offering international industry news and analyses of the regulatory climate in dozens of countries. Publishes Insurance Research Letter.

INTERNATIONAL ASSOCIATION OF INSURANCE SUPERVISORS

c/o Bank For International Settlements

CH-4002

Basel, Switzerland

Phone: (41) 61-225-7300

FAX: (41) 61-280-9151

Web: <http://www.iaisweb.org>

Description: Represents insurance supervisory authorities of some 100 jurisdictions. Promotes cooperation among members and sets international standards for insurance supervision.

THE INTERNATIONAL COOPERATIVE AND MUTUAL INSURANCE FEDERATION

Denzell House, Dunham Road, Bowdon

Cheshire , WA14 4QE United Kingdom

Phone: (44) 161-929-5090

FAX: (44) 161-929-5163

Web: <http://www.icmif.org/>

Description: Long established organization representing cooperative and mutual insurers from around the world.

INTERNATIONAL FEDERATION OF RISK AND INSURANCE MANAGEMENT ASSOCIATIONS, INC.

c/o RIMS

1065 Avenue of the Americas

New York, NY 10018 United States

Phone: 212-286-9292

FAX: 212-655-5931

Web: <http://www.ifrima.org/>

Description: Worldwide umbrella organization dedicated to the advancement of risk management and its practice through education and interaction.

INTERNATIONAL INSURANCE SOCIETY, INC.

101 Murray Street

New York, NY 10007 United States

Phone: 212-815-9291

FAX: 212-815-9297

Web: <http://www.iisonline.org>

Description: A nonprofit membership organization whose mission is to facilitate international understandings, the transfer of ideas and innovations, and the development of personal networks across insurance markets through a joint effort of leading executives and academics throughout the world.

INTERNATIONAL RISK MANAGEMENT INSTITUTE, INC.

12222 Merit Drive Suite 1450
Dallas, TX 75251 United States
Phone: 972-960-7693
FAX: 972-371-5120
Web: <http://www.irmi.com>

Description: Research, education and publishing company providing property/casualty insurance and risk management knowledge and solutions to insurance agents, brokers, underwriters, adjusters, lawyers and risk managers.

INTERNATIONAL SOCIAL SECURITY ASSOCIATION

4 route des Morillons
Case postale 1, CH-1211
Geneva, 22 Switzerland
Phone: (41) 22 799 66 17
FAX: (41) 22 799 85 09
Web: <http://www.issa.int/>

Description: Nonprofit international organization consisting of institutions and administrative bodies dealing with diverse aspects of social security in countries around the world.

INTERNATIONAL TRADE ADMINISTRATION

U.S. Department of Commerce, 1401 Constitution Avenue NW
Washington, DC 20230 United States
Phone: 202-482-3809
FAX: 202-482-5819
Web: <http://www.ita.doc.gov>

Description: Division of the U.S. Department of Commerce that helps U.S. businesses participate in the growing global marketplace.

MICROINSURANCE NETWORK

c/o ADA asbl, 2, Rue Sainte Zithe
Luxembourg, L-2763 Luxembourg
Phone: (35) 2-45686825
FAX: (35) 2-456868
Web: <http://www.microinsurancenetwork.org>

Description: A network of actors involved in microinsurance, including donor organizations, multilateral agencies, insurance and social protection providers, policymakers and academics.

ORGANISATION FOR ECONOMIC CO-OPERATION AND DEVELOPMENT (OECD)

2, rue André Pascal
75775 Paris Cedex 16

United States

Phone: (33) 1-45-24-82-00

FAX: (33) 1-45-24-85-00

Web: <http://www.oecd.org>

Description: International organization of industrialized, market-economy countries. The OECD publishes numerous reports, including the Insurance Statistics Yearbook.

**ORGANISATION FOR ECONOMIC CO-OPERATION AND DEVELOPMENT (OECD),
WASHINGTON CENTER**

2001 L Street, NW, Suite 650

Washington, DC 20036-4922 United States

Phone: 202-785-6323

FAX: 202-785-0350

Web: <http://www.oecdwash.org>

Description: Markets the publications of the OECD in the United States and serves as an information center for the U.S. market. The Center is engaged in public outreach activities and acts as a liaison office to the U.S. legislative and executive branches.

OVERSEAS PRIVATE INVESTMENT CORPORATION

1100 New York Avenue, NW

Washington, DC 20527 United States

Phone: 202-336-8400

FAX: 202-336-7949

Web: <http://www.opic.gov>

Contact Email: info@opic.gov

Description: Self-sustaining U.S. government agency providing political risk insurance and finance services for U.S. investment in developing countries.

SIGMA

c/o Swiss Re

Mythenquai 50/60, PO Box 8022

Zurich, Switzerland

Phone: (41) 43-285-2121

FAX: (41) 43-285-2999

Web: <http://www.swissre.com>

Description: The sigma publication series provides comprehensive information on international insurance markets and in-depth analyses of economic trends and strategic issues in insurance, reinsurance and financial services.

TOPICS

c/o Munich Re

Königinstr. 107

Munich, 80802 Germany

Phone: (49) 89-38-91-0

Web: <http://www.munichre.com>

Description: This annual publication presents a detailed account of the natural catastrophes that occurred in the past year and also examines long-term trends.

WORLD FACT BOOK

c/o Central Intelligence Agency (CIA)

Washington, DC 20505 United States

Phone: 703-482-0623

FAX: 703-482-1739

Web: <http://www.cia.gov/cia/publications/factbook/index.html>

Description: Produced by the CIA's Directorate of Intelligence, the fact book is a comprehensive resource of facts and statistics on more than 250 countries and other entities.