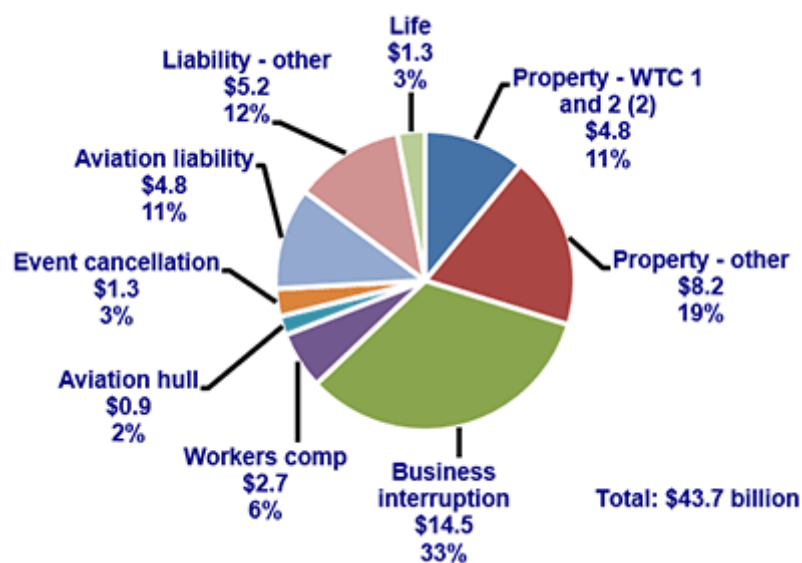


## Current Graph

### LOSS DISTRIBUTION BY TYPE OF INSURANCE FROM SEPTEMBER 11 TERRORIST ATTACK (1)

(\$ 2015 billions)

#### loss\_distrib\_by\_type\_of\_ins\_from\_sept\_11\_terror\_attack\_15.gif



(1) Adjusted to 2015 dollars by the Insurance Information Institute using the U.S. Department of Labor BLS Calculator.

(2) Loss total does not include March 2010 New York City settlement of up to \$657.5 million to compensate approximately 10,000 Ground Zero workers or any subsequent settlements.

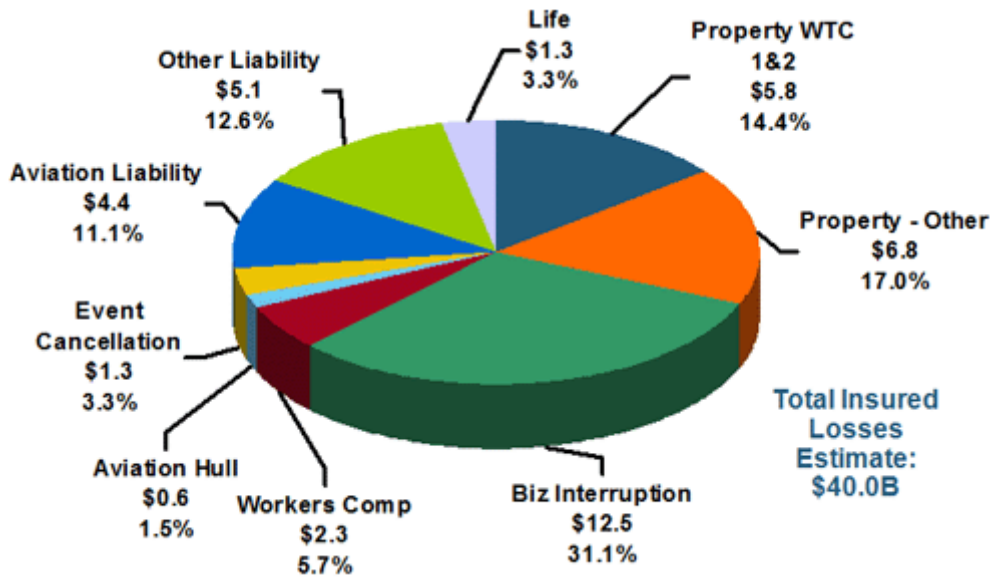
Source: Insurance Information Institute.

## Archived Graphs

### LOSS DISTRIBUTION BY TYPE OF INSURANCE FROM SEPTEMBER 11 TERRORIST ATTACK (1)

(\$ 2011 billions)

#### sept11\_2011dollars.gif



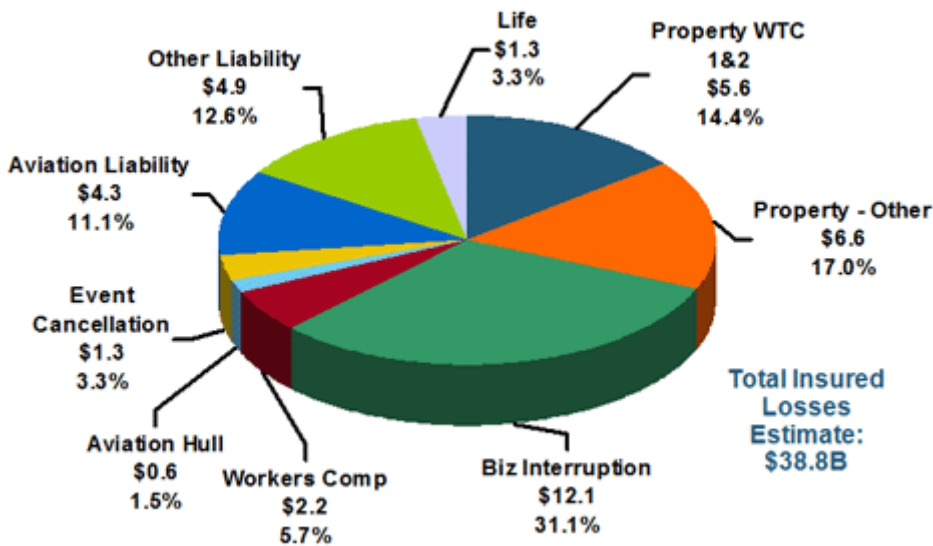
(1) Adjusted to 2011 dollars by the Insurance Information Institute using the U.S. Department of Labor BLS Calculator.

Source: Insurance Information Institute.

### LOSS DISTRIBUTION BY TYPE OF INSURANCE FROM SEPTEMBER 11 TERRORIST ATTACK (1)

(\$ 2010 billions)

### sept11\_2010dollars.gif



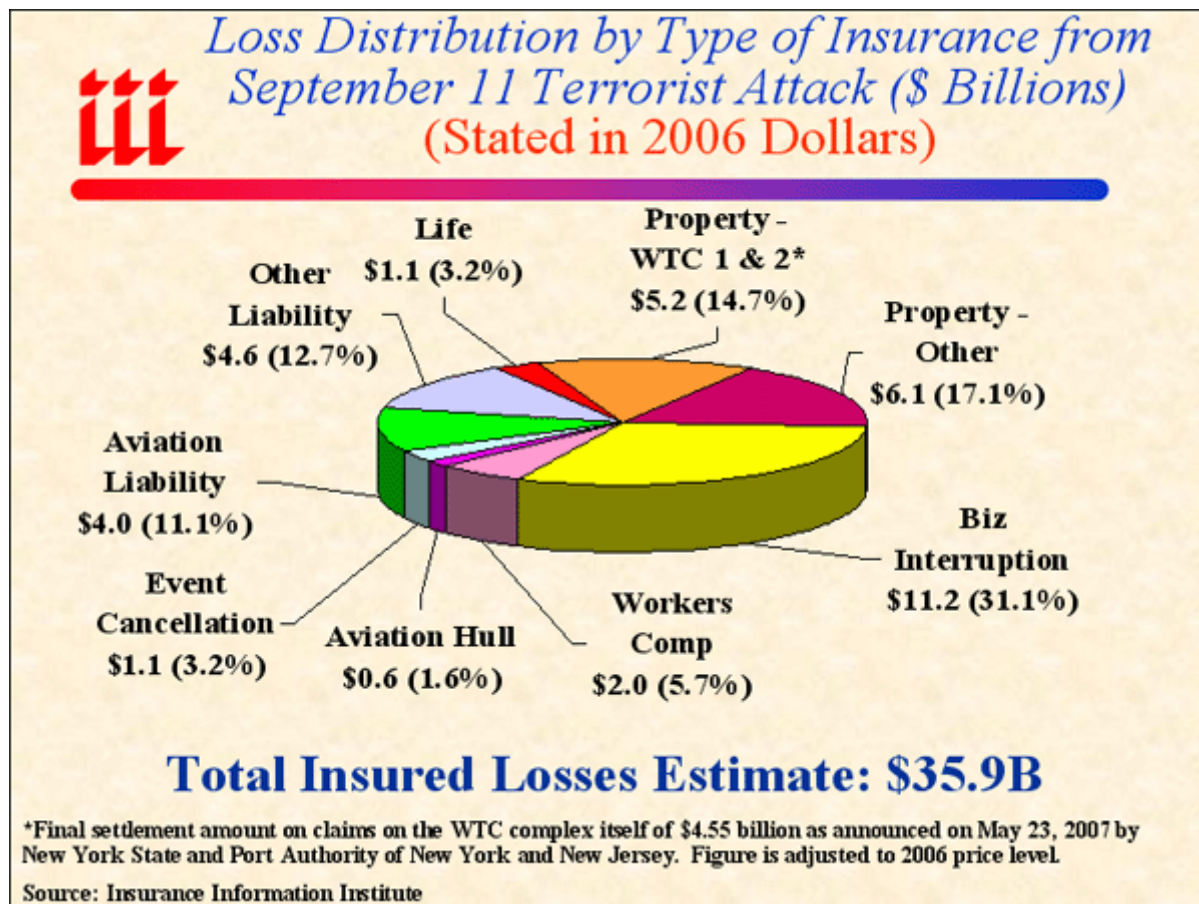
(1) Adjusted to 2010 dollars by the Insurance Information Institute using the U.S. Department of Labor BLS Calculator.

Source: Insurance Information Institute.

LOSS DISTRIBUTION BY TYPE OF INSURANCE FROM SEPTEMBER 11 TERRORIST ATTACK

(\$ Billions) (Stated in 2006 Dollars)

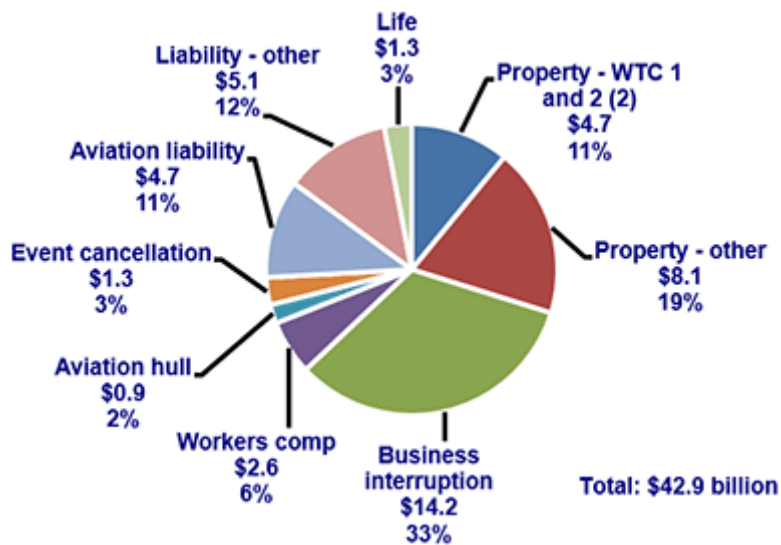
img\_773380\_1\_0.gif



LOSS DISTRIBUTION BY TYPE OF INSURANCE FROM SEPTEMBER 11 TERRORIST ATTACK (1)

(\$ 2013 billions)

loss\_distrib\_by\_type\_of\_ins\_from\_sept\_11\_terror\_attack\_13.gif



(1) Adjusted to 2013 dollars by the Insurance Information Institute using the U.S. Department of Labor BLS Calculator.

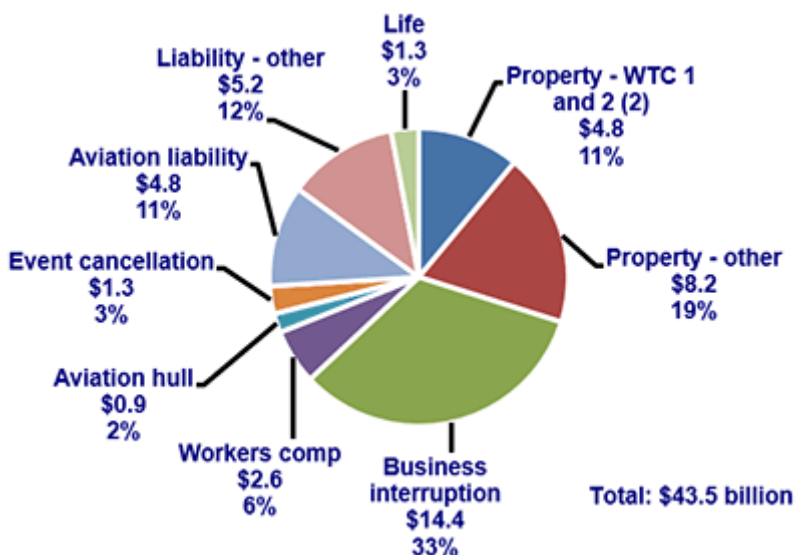
(2) Loss total does not include March 2010 New York City settlement of up to \$657.5 million to compensate approximately 10,000 Ground Zero workers or any subsequent settlements.

Source: Insurance Information Institute.

#### LOSS DISTRIBUTION BY TYPE OF INSURANCE FROM SEPTEMBER 11 TERRORIST ATTACK (1)

(\$ 2014 billions)

#### loss\_distrib\_by\_type\_of\_ins\_from\_sept\_11\_terror\_attack\_14.gif



(1) Adjusted to 2014 dollars by the Insurance Information Institute using the U.S. Department of Labor BLS Calculator.

(2) Loss total does not include March 2010 New York City settlement of up to \$657.5 million to compensate approximately 10,000 Ground Zero workers or any subsequent settlements.

Source: Insurance Information Institute.

### Connect With Us

- [Main](#)
- [Insurance Basics](#)
- [Research + Data](#)
- [Resource Center](#)
  
- [En Español](#)
- [Conceptos Básicos de Seguros](#)
  
- [Members](#)
- [Learn More About Membership](#)
- [Register for a Member Account](#)
  
- [More](#)
- [About the I.I.I.](#)
- [I.I.I. Directory](#)
- [Permissions](#)
- [Privacy Policy](#)
- [Site Map](#)
- [Terms of Use](#)

© Copyright 2017, Insurance Information Institute, Inc.  
All Rights Reserved.

---

**Source URL:** <https://www.iii.org/graph-archive/96122>